

UNITED STATES
SECURITIES AND EXCHANGE COMMISSION
Washington, D.C. 20549

FORM 10-K

(Mark One)

ANNUAL REPORT PURSUANT TO SECTION 13 OR 15(d) OF THE SECURITIES EXCHANGE ACT OF 1934

For the fiscal year ended March 31, 2025
OR

TRANSITION REPORT PURSUANT TO SECTION 13 OR 15(d) OF THE SECURITIES EXCHANGE ACT OF 1934

For the transition period from ----- to -----

Commission file number 001-38669

LiveRamp Holdings, Inc.

(Exact Name of Registrant as Specified in Its Charter)

Delaware

(State or Other Jurisdiction of Incorporation or Organization)

**225 Bush Street, Seventeenth Floor
San Francisco, CA**

(Address of Principal Executive Offices)

83-1269307

(I.R.S. Employer Identification No.)

94104

(Zip Code)

(888) 987-6764

(Registrant's Telephone Number, Including Area Code)

Securities registered pursuant to Section 12(b) of the Act:

Title of each class	Trading Symbol	Name of each exchange on which registered
Common Stock, \$.10 Par Value	RAMP	New York Stock Exchange

Securities registered pursuant to Section 12(g) of the Act: None

Indicate by check mark if the registrant is a well-known seasoned issuer, as defined in Rule 405 of the Securities Act.

Yes No

Indicate by check mark if the registrant is not required to file reports pursuant to Section 13 or Section 15(d) of the Act.

Yes No

Indicate by check mark whether the registrant (1) has filed all reports required to be filed by Section 13 or 15(d) of the Securities Exchange Act of 1934 during the preceding 12 months (or for such shorter period that the registrant was required to file such reports), and (2) has been subject to such filing requirements for the past 90 days.

Yes No

Indicate by check mark whether the registrant has submitted electronically every Interactive Data File required to be submitted pursuant to Rule 405 of Regulation S-T (§232.405 of this chapter) during the preceding 12 months (or for such shorter period that the registrant was required to submit such files).

Yes No

Indicate by check mark whether the registrant is a large accelerated filer, an accelerated filer, a non-accelerated filer, a smaller reporting company, or an emerging growth company. See the definitions of "large accelerated filer," "accelerated filer," "smaller reporting company" and "emerging growth company" in Rule 12b-2 of the Exchange Act.

Large accelerated filer

Non-accelerated filer

Accelerated filer

Smaller reporting company

Emerging growth company

If an emerging growth company, indicate by check mark if the registrant has elected not to use the extended transition period for complying with any new or revised financial accounting standards provided pursuant to Section 13(a) of the Exchange Act.

Indicate by check mark whether the registrant has filed a report on and attestation to its management's assessment of the effectiveness of its internal control over financial reporting under Section 404(b) of the Sarbanes-Oxley Act (15 U.S.C. 7262(b)) by the registered public accounting firm that prepared or issued its audit report.

If securities are registered pursuant Section 12(b) of the Act, indicate by check mark whether the financial statements of the registrant included in the filing reflect the correction of an error to previously issued financial statements.

Indicate by check mark whether any of those error corrections are restatements that required a recovery analysis of incentive-based compensation received by any of the registrant's executive officers during the relevant recovery period pursuant to §240.10D-1(b).

Indicate by check mark whether the registrant is a shell company (as defined in Rule 12b-2 of the Act).

Yes

No

The aggregate market value of the voting stock held by non-affiliates of the registrant, based upon the closing sale price of the registrant's Common Stock, \$.10 par value per share, as of the last business day of the registrant's most recently completed second fiscal quarter as reported on the New York Stock Exchange was approximately \$1,095,854,093. (For purposes of determination of the above stated amount only, all directors, executive officers and 10% or more shareholders of the registrant are presumed to be affiliates.)

The number of shares of common stock, \$.10 par value per share, outstanding as of May 16, 2025 was 64,991,785.

DOCUMENTS INCORPORATED BY REFERENCE

Portions of the Proxy Statement for the 2025 Annual Meeting of Stockholders ("2025 Proxy Statement") of LiveRamp Holdings, Inc. ("LiveRamp," the "Company," "we", "us", or "our") are incorporated by reference into Part III of this Form 10-K.

TABLE OF CONTENTS

Page No.

Documents Incorporated by Reference	2
Part I	
Availability of SEC Filings and Corporate Governance Information; Cautionary Statements	4
Item 1. Business	7
Item 1A. Risk Factors	20
Item 1B. Unresolved Staff Comments	33
Item 1C. Cybersecurity	33
Item 2. Properties	34
Item 3. Legal Proceedings	35
Item 4. Mine Safety Disclosures	35
Part II	
Item 5. Market for Registrant's Common Equity, Related Stockholder Matters and Issuer Purchases of Equity Securities	36
Item 6. [Reserved]	38
Item 7. Management's Discussion and Analysis of Financial Condition and Results of Operations	38
Item 7A. Quantitative and Qualitative Disclosures About Market Risk	38
Item 8. Financial Statements and Supplementary Data	39
Item 9. Changes in and Disagreements with Accountants on Accounting and Financial Disclosure	39
Item 9A. Controls and Procedures	39
Item 9B. Other Information	40
Item 9C. Disclosure Regarding Foreign Jurisdictions that Prevent Inspections	40
Part III	
Item 10. Directors, Executive Officers and Corporate Governance	41
Item 11. Executive Compensation	41
Item 12. Security Ownership of Certain Beneficial Owners and Management and Related Stockholder Matters	42
Item 13. Certain Relationships and Related Transactions, and Director Independence	43
Item 14. Principal Accountant Fees and Services	43
Part IV	
Item 15. Exhibits and Financial Statement Schedules	47
Item 16. Form 10-K Summary	44
	45
	F-1

PART I

AVAILABILITY OF SEC FILINGS AND CORPORATE GOVERNANCE INFORMATION

Our website address is www.liveramp.com, where copies of documents that we have filed with the Securities and Exchange Commission ("SEC") may be obtained free of charge as soon as reasonably practicable after being filed electronically. Included among those documents are our Annual Reports on Form 10-K, Quarterly Reports on Form 10-Q, Current Reports on Form 8-K, and amendments to those reports filed or furnished pursuant to Section 13(a) or 15(d) of the Securities Exchange Act of 1934, as amended ("Exchange Act"). Copies may also be obtained through the SEC's EDGAR site at the website address <http://www.sec.gov>, or by sending a written request for copies to LiveRamp Investor Relations, 225 Bush Street, Seventeenth Floor, San Francisco, California 94104. Copies of all our SEC filings were available on our website during the past fiscal year covered by this Annual Report on Form 10-K. In addition, at the "Corporate Governance" section included in the investor relations section of our website, we have posted copies of our Corporate Governance Principles, the charters for the Audit/Finance, Talent and Compensation, Executive, and Governance/Nominating Committees of the Board of Directors, the codes of ethics applicable to directors, financial personnel and all employees, and other information relating to the governance of the Company. Although referenced herein, information contained on or connected to our corporate website is not incorporated by reference into this Annual Report on Form 10-K and should not be considered part of this report or any other filing we make with the SEC.

CAUTIONARY STATEMENTS RELEVANT TO FORWARD-LOOKING INFORMATION

This Annual Report on Form 10-K, including, without limitation, the items set forth beginning in the Management's Discussion and Analysis of Financial Condition and Results of Operations, contains and may incorporate by reference certain statements that may be deemed to be "forward-looking statements" within the meaning of the Private Securities Litigation Reform Act of 1995, as amended (the "PSLRA"), and that are intended to enjoy the protection of the safe harbor for forward-looking statements provided by the PSLRA. These statements, which are not statements of historical fact, may contain estimates, assumptions, projections and/or expectations regarding the Company's financial position, results of operations, market position, product development, growth opportunities, economic conditions, and other similar forecasts and statements of expectation. Forward-looking statements are often identified by words or phrases such as "anticipate," "estimate," "plan," "expect," "believe," "intend," "foresee," or the negative of these terms or other similar variations thereof. These forward-looking statements are not guarantees of future performance and are subject to a number of factors and uncertainties that could cause the Company's actual results and experiences to differ materially from the anticipated results and expectations expressed in the forward-looking statements.

Forward-looking statements may include but are not limited to the following:

- management's expectations about the macro economy and trends within the consumer or business information industries, including the use of data and consumer expectations related thereto;
- statements regarding our competitive position within our industry and our differentiation strategies;
- our expectations regarding laws, regulations and industry practices governing the collection and use of personal data;
- our expectations regarding the potential impact of public health crises, similar to the COVID-19 pandemic, on our business, operations, and the markets in which we and our partners and customers operate;
- our expectations regarding the impact of tax-related legislation on our tax position;
- our estimates, assumptions, projections and/or expectations regarding the Company's annualized future cost savings and expenses associated with our global workforce strategy and recent workforce restructuring;
- statements regarding our liquidity needs or containing a projection of revenues, operating income (loss), income (loss), earnings (loss) per share, capital expenditures, research and development spending, dividends, capital structure, or other financial items;

- statements of the plans and objectives of management for future operations, including, but not limited to, those statements contained under the heading “Growth Strategy” in Part I, Item 1 of this Annual Report on Form 10-K;
- statements of future performance, including, but not limited to, those statements contained in Management’s Discussion and Analysis of Financial Condition and Results of Operations contained in this Annual Report on Form 10-K;
- statements regarding future stock-based compensation expense;
- statements containing any assumptions underlying or relating to any of the above statements; and
- statements containing a projection or estimate.

Among the factors that may cause actual results and expectations to differ from anticipated results and expectations expressed in such forward-looking statements are the following:

- the risk factors described in Part I, “Item 1A. Risk Factors” and elsewhere in this report and those described from time to time in our future reports filed with the SEC;
- the possibility that, in the event a change of control of the Company is sought, certain customers may attempt to invoke provisions in their contracts allowing for termination upon a change in control, which may result in a decline in revenue and profit;
- the possibility that we will fail to fully realize the potential benefits of acquired businesses or the integration of such acquired businesses may not be as successful as planned;
- the possibility that the fair value of certain of our assets may not be equal to the carrying value of those assets now or in future time periods;
- the possibility that sales cycles may lengthen;
- the possibility that we will not be able to properly motivate our sales force or other employees;
- the possibility that we may not be able to attract and retain qualified technical and leadership employees, or that we may lose key employees to other organizations;
- the possibility that our global workforce strategy could encounter difficulty and not be as beneficial as planned;
- the possibility that we may not be able to sublease our exited office spaces on favorable terms and rates;
- the possibility that competent, competitive products, technologies or services will be introduced into the marketplace by other companies;
- the possibility that we will fail to keep up with rapidly changing technology practices in our products and services or that expected benefits from utilization of technological innovations may not be realized as soon as expected or at all;
- the possibility that there will be changes in consumer or business information industries and markets that negatively impact the Company;
- the possibility that we will not be able to protect proprietary information and technology or to obtain necessary licenses on commercially reasonable terms;
- the possibility that there will be continued changes in the judicial, legislative, regulatory, accounting, cultural and consumer environments affecting our business, including but not limited to litigation, investigations, legislation, regulations and customs at the state, federal and international levels impairing our and our customers’ ability to collect, process, manage, aggregate, store and/or use data of the type necessary for our business, or prohibiting certain customers from continuing to do business in the United States;

- the possibility that data suppliers might withdraw data from us, leading to our inability to provide certain products and services, in particular that there might be restrictive legislation in the U.S. and other countries that restrict the availability of data;
- the possibility that data purchasers will reduce their reliance on us by developing and using their own, or alternative, sources of data generally or with respect to certain data elements or categories;
- the possibility that we may enter into short-term contracts that would affect the predictability of our revenues;
- the possibility that the amount of volume-based and other transactional-based work will not be as expected;
- the possibility that we may experience a loss of data center capacity or capability or interruption of telecommunication links or power sources;
- the possibility that we may experience failures or breaches of our network and data security systems, leading to potential adverse publicity, negative customer reaction, or liability to third parties;
- the possibility that our customers may cancel or modify their agreements with us, or may not make timely or complete payments;
- the possibility that we will not successfully meet customer contract requirements or the service levels specified in the contracts, which may result in contract penalties or lost revenue;
- the possibility that we experience processing errors that result in credits to customers, re-performance of services or payment of damages to customers;
- the possibility that our performance may decline and we lose advertisers and revenue as the use of "third-party cookies" or other tracking technology continues to be pressured by Internet users, restricted or otherwise subject to unfavorable regulation, blocked or limited by technical changes on end users' devices, or our customers' ability to use data on our platform is otherwise restricted;
- general and global negative conditions, risk related to tariffs and other trade restrictions, risk of recession, high interest rates, the military conflicts in Europe and the Middle East, capital markets volatility, bank failures, government shutdowns, cost increases and general inflationary pressure and other related causes; and
- our tax rate and other effects of the changes to U.S. federal tax law.

With respect to the provision of products or services outside our primary base of operations in the United States, all of the above factors apply, along with the difficulty of doing business in numerous sovereign jurisdictions due to differences in scale, competition, culture, laws and regulations.

Other factors are detailed from time to time in periodic reports and registration statements filed with the SEC. The Company believes that it has the product and technology offerings, facilities, employees and competitive and financial resources for continued business success, but future revenues, costs, margins and profits are all influenced by a number of factors, including those discussed above, all of which are inherently difficult to forecast.

In light of these risks, uncertainties and assumptions, the Company cautions readers not to place undue reliance on any forward-looking statements. Forward-looking statements and such risks, uncertainties and assumptions speak only as of the date of this Annual Report on Form 10-K, and the Company expressly disclaims any obligation or undertaking to update or revise any forward-looking statements contained herein, to reflect any change in our expectations with regard thereto, or any other change based on the occurrence of future events, the receipt of new information or otherwise, except to the extent otherwise required by law.

Item 1. Business

LiveRamp Holdings, Inc. ("LiveRamp", "we", "us", or the "Company") is a leading data collaboration technology company, empowering marketers and media owners to deliver and measure marketing performance everywhere it matters. LiveRamp's data collaboration network seamlessly unites data across advertisers, platforms, publishers, data providers, and commerce media networks — unlocking deep insights, delivering transformational consumer experiences, and driving measurable growth. Built on a foundation of strict neutrality, interoperability, and global scale, LiveRamp enables organizations to maximize the value of their data while accelerating innovation. Trusted by many of the world's leading brands, retailers, financial services providers, and healthcare innovators, LiveRamp is helping shape the future of responsible data collaboration in an AI-driven, outcomes-focused world where advertisers reach intended audiences and consumers receive more relevant advertising messages.

LiveRamp is a Delaware corporation headquartered in San Francisco, California. Our common stock is listed on the New York Stock Exchange under the symbol "RAMP." We serve a global customer base from locations in the United States, Europe, and the Asia-Pacific ("APAC") region. Our direct customer list includes many of the world's best-known and most innovative brands across most major industry verticals, including but not limited to financial, insurance and investment services, information systems, direct marketing, retail, automotive, telecommunications, technology, consumer packaged goods, media, healthcare, travel and hospitality, entertainment and non-profit. Through our expansive partner ecosystem we serve thousands of additional companies, unlocking access to unique customer moments and creating powerful network effects.

Industry

We are experiencing a convergence of several key industry trends that are shaping the future of how data is used to power the customer experience economy. Some of these key industry trends include:

Marketing and Customer Experience in the Data-Driven Era

As the world becomes more multichannel, consumer behavior is rapidly shifting, and organizations are increasingly realizing that true competitive advantage lies in providing meaningful customer experiences – experiences that are personalized, relevant and cohesive across all channels and interactions. Experience is the key to brand differentiation and customer retention. Companies that fail to prioritize customer experience as a strategic growth initiative will simply get left behind. Companies are also increasingly realizing that best-in-class customer experiences require enhanced insights that can only be achieved through a structured data collaboration effort that combines first- and second-party data.

At the same time, consumer expectations are also at an all-time high. Consumers are demanding personalization from brands and, in this new area, every consumer interaction has the potential to be individually relevant, addressable, and measurable.

Data is at the center of exceptional customer experiences but is still vastly underutilized. Organizations must capture, analyze, understand – and, most importantly use – customer data to power the customer experience. By understanding which devices, email addresses, and postal addresses relate to the same individual, enterprise marketers can leverage that insight to deliver seamless experiences as consumers engage with a company across all touchpoints. At the same time, by reaching consumers at the individual level, organizations can reduce marketing waste and more easily attribute their marketing spend to actual sales transactions. Enterprise marketers recognize the huge opportunity big data brings, yet many admit they are not using their data effectively to drive their customer experience.

Growing Data Usage

Advances in software, including artificial intelligence and machine learning, and the consumer's growing use of Internet connected devices and applications have made it possible to collect and rapidly process massive amounts of customer data. Data vendors and direct-to-consumer platforms are able to collect user information across a wide range of offline and online properties and connected devices, and to aggregate and combine it with other data sources. With proper permissions, this data can be integrated with a company's own proprietary data and can be made non-identifiable if the use case requires it. Through the use of data, marketers and publishers can more effectively acquire customers, elevate their lifetime value, and enhance the customer experience.

Growing Data Collaboration to Enable Commerce Media

The advertising market is being transformed by commerce media, a new form of advertising that closes the loop between media impressions and sales transactions. Commerce media provides brand advertisers with enhanced audience insights that drive more effective and efficient advertising and provides consumers with a more relevant experience. The foundation for commerce media is data collaboration where companies share first-party consumer data with trusted business partners in a manner that is safe, secure and adheres to privacy regulations. Retail media was the first to scale, spurred by e-commerce, but other sectors are embracing the commerce media opportunity, including travel and hospitality, telecommunications, finance, automotive and healthcare. Other examples of data collaboration use cases include enterprise companies connecting consumer data across functional groups or properties, cross-screen media measurement and analysis, and closed loop attribution from connecting marketing exposures to actual sales.

Growing Complexity of the Customer Journey

The customer experience economy has evolved significantly in recent years, driven by rapid innovation and an explosion of data, marketing channels, devices, and applications. Historically, brands interacted with consumers through a limited number of marketing channels, with limited visibility into the activities taking place. Today, companies interact with consumers across a growing number of touchpoints, including online, social, mobile and point-of-sale. The billions of interactions that take place each day between brands and consumers create a trove of valuable data that can be harnessed to power better customer interactions and experiences. However, most enterprise marketers remain unable to navigate through the complexity to effectively leverage this data.

Additionally, innovation has fueled the growth of a highly fragmented technology landscape, forcing companies to contend with thousands of marketing technologies and data silos. To make every customer experience relevant across channels and devices, organizations need a trusted platform that can break down those silos, make data portable, and accurately recognize individuals throughout the customer journey. Marketing is becoming more audience-centric, automated, and optimized. However, several important factors still prevent data from being used effectively to optimize the customer experience:

- ***Identity.*** For organizations to target audiences at the individual level, they must be able to recognize consumers across all channels and devices, and link multiple identifiers and data elements to create a single view of the customer. The evolving regulations around consumer data privacy highlight the importance of authenticated, first-party identity.
- ***Scaled Data Assets.*** Quality, depth, and recency of data matter when deriving linkages between identifiers. Organizations must have access to an extensive set of data and be able to match that data with a high degree of accuracy to perform true cross-device audience addressability and measurement.
- ***Connectivity.*** The fragmented marketing landscape creates a need for a common network of integrations that make it easy and safe to connect and activate data anywhere in the ecosystem.
- ***Data Control.*** Organizations are increasingly looking to collaborate with their most important partners but do not want to give up control of their data or, in certain cases, do not want their data to leave their environment.

- **Walled Gardens.** Walled gardens, or marketing platforms that strictly control the use of data outside of their walls, are becoming more pervasive and can result in diminished control and transparency for brand advertisers. For consumers, it can result in a disjointed user experience. Organizations need a solution that enables an open ecosystem and ensures complete control over customer data, along with the flexibility to choose a diversified approach to meeting marketing goals.
- **Data Governance.** Preserving brand integrity while delivering positive customer experiences is a top priority for every company. Organizations must be able to manage large sets of complex data ethically, securely, within legal boundaries, and in a way that protects consumers from harm. Importantly, they must also honor consumer preferences and put procedures in place that enable individuals to control how, when and for what reasons companies collect and use information about them.

Increasing Fragmentation of Consumer Identity

Today, customer journeys span multiple channels and devices over time, resulting in data silos and fragmented identities. As consumers engage with brands across various touchpoints – over the web, mobile devices and applications, by email and television, and in physical stores – they may not be represented as single unique individuals with complex behaviors, appearing instead as disparate data points with dozens of different identifiers. Becky Smith who lives at 123 Main Street may appear as beckys@acme.com when she uses Facebook, becky@yahoo.com when she signs into Yahoo Finance, becky.smith@gmail.com when she conducts a Google search, cookie ABC when she browses cnn.com, device ID 234 on Hulu and so on. As a result, enterprise marketers struggle to understand, at scale, the cross-channel, cross-device habits of consumers and the different steps they take on their path to conversion. More specifically, data silos and fragmented identities prevent companies from being able to resolve all relevant data to a specific individual; this poses a challenge to the formation of accurate, actionable insights about a brand's consumers or campaigns.

Marketing Waste from Inaccurate Consumer Identification

Every day, brands spend billions of dollars on advertising and marketing, yet many of the messages they deliver are irrelevant, repetitive, mistimed, or simply reach the wrong audience. In addition, as the marketing landscape continues to grow and splinter across a growing array of online and offline channels, it is increasingly difficult to attribute marketing spend to a measurable outcome, such as an in-store visit or purchase. Wasted marketing spend is largely driven by the fragmented ecosystem of brands, data providers, marketing applications, media providers, and agencies that are involved in the marketing process, but operate without cohesion. Without a common understanding of consumer identity to unify otherwise siloed data, brands are unable to define accurate audience segments and derive insights that would enable better decision making.

Heightened Privacy and Security Concerns

Consumer privacy and security require ongoing diligence, especially with regulations such as the European General Data Protection Regulation ("GDPR") and the California Consumer Privacy Act ("CCPA"). The world, and the United States in particular, is experiencing rapid growth in data privacy laws, with at least twenty-two U.S. states having applicable comprehensive or sector-specific legislation in effect by January 1, 2026. Consumers' understanding of the benefits of marketing technology often lags the pace of innovation, giving rise to new demands from regulators and consumer advocacy groups across the world. These factors challenge the liability every company faces when processing consumer data.

Our Approach

Leveraging our groundbreaking leadership in foundational identity and connectivity, we help our marketing and media owner customers deliver and measure marketing performance by unlocking siloed and fragmented consumer data and enabling responsible data collaboration.

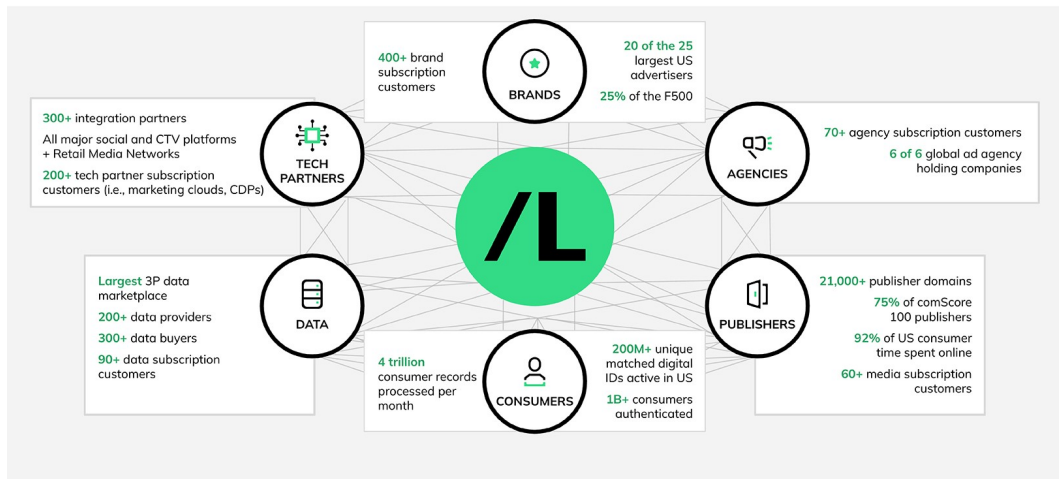
We are middleware for the customer experience economy. LiveRamp provides the trusted, collaboration platform that sits in between customer data and the thousands of applications powered by data. We make data consistent, consumable and portable. We ensure the seamless connection of data to and from the customer experience applications our customers use and the partners with which they collaborate. We empower businesses to make data more accessible and create richer, more meaningful experiences for their customers.

/LiveRamp Data Collaboration Platform

As depicted in the graphic below, we power a leading enterprise platform for data collaboration. We enable organizations to access and leverage data more effectively across the applications they use to interact with their customers. At the core of our platform is an omnichannel, deterministic identity resolution technology that offers unparalleled accuracy, breadth, and depth. Leveraging deep expertise in data collaboration, the /LiveRamp Data Collaboration Platform enables an organization to unify customer and prospect data (first-, second-, or third-party) to build a single view of the customer in a way that protects consumer privacy. First-party data is data collected firsthand through a company's controlled channels. Second-party data is data that a company shares directly with a trusted business partner. Third-party data is data collected and sold by a company through an online data marketplace to companies with which it does not have a direct relationship. This single customer view can then be connected across any of the 500 partners in our ecosystem in order to support a variety of people-based marketing solutions.

The /LiveRamp Data Collaboration Platform provides customers with four core capabilities:

- **Live/Identity.** We provide enterprise identity infrastructure that resolves disparate consumer identities across different internal and external systems to create an accurate, connected view of the customer. Our approach to identity is built from two complementary graphs, combining offline data and online data and providing accuracy with a focus on privacy. LiveRamp technology for directly identifiable information (or "DII") gives brands and platforms the ability to connect and update what they know about consumers, resolving DII across enterprise databases and systems to deliver better customer experiences. Our digital identity graph, powered by our Authenticated Traffic Solution (or "ATS"), associates pseudonymous device IDs, TV IDs and other online customer IDs from premium publishers, platforms or data providers, around a RampID™, a durable and privacy-centric connector to the digital ecosystem. This provides marketers with a consistent view of the consumer that is necessary for audience segmentation, targeting, and measurement.
- **Live/Access.** Our Data Marketplace provides customers with simplified access to industry-leading third-party data providers globally. The /LiveRamp Data Collaboration Platform allows for the search, discovery and distribution of data provided by third-party data providers to improve targeting, measurement, and customer intelligence. Data accessed through the LiveRamp Data Marketplace is connected via RampID and is utilized to enrich our customers' first-party data and then can be leveraged across technology and media platforms, agencies, analytics environments, and TV partners. Our platform also provides tools for data providers to manage the organization, distribution, and operation of their data and services across our network of customers and partners. Today we work with more than 225 data providers across all verticals and data types (see below for discussion on Marketplace and Other).
- **Live/Connectivity.** We enable organizations to leverage their customer and prospect data in the digital and TV ecosystems and across the customer experience applications they use through a safe and secure data matching process called data onboarding. Our technology ingests a customer's first-party data, removes all DII, and replaces it with a pseudonymized RampID. RampID can then be distributed through direct integrations to the top platforms our customers work with, including leading marketing cloud providers, publishers and social networks, personalization tools, and connected TV services. We connect data across an ecosystem of more than 500 partners, representing one of the largest networks of connections in the digital marketplace.
- **Live/Insights.** Data Collaboration using clean room technology enables advanced measurement and analytics that helps produce insight-driven innovation. We enable data collaboration between organizations and their trusted partners in a neutral, manageable environment. Our platform provides customers with collaborative opportunities to safely and securely build a more accurate, dynamic view of their customers by leveraging partner data. We power more accurate, more complete measurement with the measurement vendors and partners our customers use. Our platform allows customers to combine disparate data files, typically advertising exposure and customer sales transactions, securely by replacing customer identifiers with RampID. Customers then can use that aggregated view of each customer to measure reach and frequency, sales lift, closed loop offline-to-online conversion and cross-channel attribution.



Subscription

We primarily charge for our platform services on an annual basis. Our subscription pricing is based primarily on data volume, which is a function of data input records and connection points.

Our solutions are sold to enterprise marketers and the companies they partner with to execute their marketing, including agencies, marketing technology providers, publishers and data providers. Today, we work with 840 direct customers worldwide and serve thousands of additional customers indirectly through our reseller partnership arrangements.

- **Brands and Agencies.** We work with over 500 of the largest brands and agencies in the world, helping them execute people-based marketing by creating an omni-channel understanding of the consumer, activating that understanding across their choice of digital marketing platforms and measuring the results to help optimize future marketing campaigns.
- **Advertising and Marketing Technology Providers.** We provide advertising and marketing technology providers with the identity foundation required to offer people-based targeting, measurement and personalization within their platforms. This adds value for brands by increasing reach, as well as the speed at which they can activate their marketing data.
- **Publishers.** We enable publishers of any size to offer people-based marketing on their properties. This adds value for brands by providing direct access to their customers and prospects in the publisher's premium inventory.
- **Data Sellers.** Leveraging our vast network of integrations, we enable data sellers to easily connect to the digital ecosystem and monetize their own data. Data can be distributed to customers or made available through the Data Marketplace. This adds value for brands as it allows them to augment their understanding of consumers and increase both their reach against and understanding of customers and prospects.

Marketplace and Other

As we have scaled the LiveRamp network and technology, we have found additional ways to leverage our platform, deliver more value to customers and create incremental revenue streams. Leveraging our common identity system and broad integration network, the Data Marketplace seamlessly connects data sellers' audience data across the marketing ecosystem. The Data Marketplace enables data sellers to easily monetize their data across hundreds of marketing platforms and publishers. At the same time, it provides a single platform where data buyers, including platforms and publishers, in addition to brands and their agencies, access third-party data from more than 200 data providers, supporting all industries and encompassing all types of data. Data providers include sources and brands exclusive to LiveRamp, emerging platforms with access to previously unavailable deterministic data, and data partnerships enabled by our platform.

We generate revenue from the Data Marketplace primarily through revenue-sharing arrangements with data sellers that are monetizing their data assets via our marketplace platform service. We also generate Marketplace and Other revenue through transactional usage-based arrangements with certain publishers and addressable TV providers. Data Marketplace revenue is recognized net of the share of revenue earned by the data seller.

To complement our product offering, we provide professional services and enhanced support entitlements to help customers leverage our platform and drive business outcomes. Our services offering includes product implementation, data science analytics, audience measurement and general advisory. We generate revenue from services primarily from project fees paid by subscribers to our software platform. Service projects are sold on an ad hoc basis as well as bundled with platform subscriptions. Services revenue is less than 5% of total Company revenue.

Competitive Strengths

Our competitive strengths can be mapped back to our core capabilities around data access, identity, connectivity and data stewardship – which together create strong network effects that form a larger strategic moat around the entire business.

- **Premier Data Collaboration Network.** We offer an expansive, data-rich network of top-quality partners that spans the digital marketing ecosystem for incomparable scale and reach. We activate data across an ecosystem of more than 500 partners, representing one of the largest networks of connections in the digital marketing space. We use 100% deterministic matching, resulting in a strong combination of reach and accuracy. Additionally, through our Data Marketplace, we provide simplified access to more than 500,000 consumer data segments from the world's top data providers.
- **Most Advanced Consumer-Level Recognition.** Our proprietary, patented recognition technology draws upon an extensive historical reference base to identify and link together multiple consumer records and identifiers. We use the pioneering algorithms of AbiliTec® and deterministic digital matching to link individuals and households to the right digital identifiers including cookies, mobile device IDs, Advanced TV IDs, and user accounts at social networks. As a result, we are able to match online and offline data with a high degree of speed and accuracy.
- **Groundbreaking Leadership in Privacy and Security.** LiveRamp is a standard bearer in consumer privacy and data stewardship. We have been a strong and vocal proponent of providing consumers with more visibility and control over their data. A few examples of our commitment in this area:
 - In all of our major geographies we have privacy teams focused on the protection and responsible use of consumer data;
 - We provide a privacy-enabled environment that allows marketers and partners to connect different types of data while protecting and governing its use; and
 - We have industry-leading expertise in connecting data across the online and offline worlds.

- **Scale Leader in Data Connectivity.** We are a category creator and one of the largest providers of data connectivity at scale. We match records with a high level of accuracy and offer the flexibility for activating data through our extensive set of integrations. Our platform processes more than 4 trillion data records daily.
- **Flexible Collaboration.** We have flexibility to collaborate wherever data lives, enabling the widest possible range of data collaboration use cases. We bring our technology to the customer's data environment and can collaborate with cloud providers or across clouds. We offer broad configurability, controls and permissioning to meet varying customer requirements. Our platform is extensible and scalable to meet growing collaboration usage.
- **Uniquely Neutral in the Marketing Ecosystem.** We are one of the only open and neutral data collaboration platforms operating at large scale. We provide the data connectivity required to build best-of-breed integrated marketing stacks, allowing our customers to innovate through their preferred choice of data, technology, and services providers. We strive to make every customer experience application more valuable. We enable the open marketing stack and power the open ecosystem.
- **Strong Customer Relationships.** We work with 840 direct customers worldwide and serve thousands of additional customers indirectly through our partner and reseller network. We have deep relationships with companies and marketing leaders in key industries, including financial, insurance and investment services, information services, direct marketing, retail, automotive, telecommunications, technology, consumer packaged goods, media, healthcare, travel and hospitality, entertainment and non-profit. Our customers are loyal and typically increase their use of the platform over time, as evidenced by our growth in the number of customers whose subscription contracts exceed \$1 million in annual revenue.

Growth Strategy

LiveRamp is a category creator, thought leader and innovator in how data is used to power the customer experience. Key elements of our growth strategy include:

- **Grow our Customer Base.** We have strong relationships with many of the world's largest brands, agencies, marketing technology providers, publishers and data providers. Today, we work with 840 direct customers globally; however, we believe our target market includes the 2,000 marketers, signaling there is still significant opportunity to add new customers to our roster. We expect to continue making investments in growing our sales and customer success team to support this strategy.
- **Increase Network Density to Expand Existing Customer Relationships.** A key growth lever for our business is the ability to land and expand – or grow existing customer relationships. Our subscription pricing is based on data volume, so over time, as customers expand their usage and leverage their data across more use cases, we are able to grow our relationships. We are focused on increasing the density of our collaboration network by adding more data owner nodes, such as large CTV publishers and commerce media networks, to enable more robust measurement of advertising effectiveness. As of March 31, 2025, we worked with 128 customers whose subscription contracts exceed \$1 million in annual revenue, and as we continue to expand our coverage beyond programmatic, we expect to see this number grow.
- **Expand Sales Channel Partnerships.** A growth opportunity for our business is forging sales partnerships and product integrations with adjacent technology platforms and service providers. We are actively expanding our channel sales efforts with customer data platforms, public cloud providers, cloud data warehouses, marketing clouds, and global systems integrators.
- **Continue to Innovate and Extend Leadership Position in Identity.** We intend to establish LiveRamp as the standard for consumer-level recognition across the marketing ecosystem, providing a single source of user identity for audience measurement and personalization.
- **Establish LiveRamp as the Trusted, Best and Essential Industry Standard for Data Collaboration.** We intend to continue to make substantial investments in our platform and solutions and extend our market leadership through innovation. Our investments will focus on automation, speed, higher match rates, expanded partner integrations and use cases, and new product development.

- **Expand Global Footprint.** Many of our customers and partners serve their customers on a global basis, and we intend to expand our presence outside of the United States to serve the needs of our customers in additional geographies. As we expand relationships with our existing customers, we are investing in select regions in Europe and APAC.
- **Expand Addressable Market.** Historically, our focus has been to enable data-driven advertising for paid media. As customers look to deploy data across additional use cases, we intend to power all customer experience use cases and expand our role inside the enterprise. Call centers, email and messaging campaigns, and supply chain management are examples of this strategy. In addition, over time, we intend to pursue adjacent markets beyond marketing, like risk and fraud, healthcare and government, where similar identity and data connectivity challenges exist.
- **Build an Exceptional Business.** We do not aspire to be mediocre, good, or even great – we intend to be the absolute best in everything we do. We attract and employ exceptional people, challenge them to accomplish exceptional things, and achieve exceptional results for our customers and shareholders. We do this through six guiding principles: 1) Above all, we do what is right; 2) We love our customers; 3) We say what we mean and do what we say; 4) We empower people; 5) We respect people and time; and 6) We get stuff done.

Privacy Considerations

The growing online advertising and e-commerce industries are converging, with consumers expecting a seamless experience across all channels, in real time. This challenges marketing organizations to balance the deluge of data and demands of the consumer with responsible methods of managing data internally and with advertising technology intermediaries.

We have policies and operational practices governing our use of data that are designed to actively promote a set of meaningful privacy guidelines for digital advertising and direct marketing via all channels of addressable media, e-commerce, risk management and information industries as a whole. We have dedicated teams in place to oversee our compliance with the data protection regulations that govern our business activities in the various countries in which we operate.

The United States Congress and state legislatures, along with federal regulatory authorities, have recently increased their attention and regulatory enforcement on matters concerning the collection and use of consumer data. Data privacy legislation has been introduced in the United States Congress, and at least twenty-two states as of March 31, 2025 have passed applicable comprehensive or sector-specific privacy legislation. In all of the non-United States locations in which we do business, laws and regulations governing the collection and use of personal data either exist or are being developed.

We expect the trend of enacting and revising data protection laws to continue and that new and expanded data privacy legislation in various forms will be implemented in the United States and in other countries around the globe. We are supportive of legislation that codifies current industry guidelines of accountability-based data governance that includes meaningful transparency for the individual, appropriate controls over personal information and choice of whether that information is shared with independent third parties for marketing purposes. We also support legislation requiring all custodians of sensitive information to deploy reasonable information security safeguards to protect that information.

Changes in laws and regulations, approaches to enforcement, and violations of laws or regulations by us could have a significant direct or indirect effect on our operations and financial condition, as detailed below and set forth under "Risk Factors-Risks Related to Government Regulation and Taxation."

Customers

Our customer base consists primarily of Fortune 1000 companies and organizations in the financial, insurance and investment services, information services, direct marketing, retail, automotive, telecommunications, technology, consumer packaged goods, media, healthcare, travel and hospitality, entertainment as well as in non-profit sectors. Given the strong network effects associated with our platform, we work with both enterprise marketers and the companies they partner with to execute their marketing, including agencies, marketing technology providers, publishers and data providers. We had 840 direct subscription customers at the end of fiscal year 2025.

We seek to maintain long-term relationships with our customers. Our customers are loyal and typically grow their use of the platform over time, as evidenced by our growing number of customers whose subscription contracts exceed \$1 million in annual revenue, which totaled 128 at the end of fiscal year 2025.

Our ten largest customers represented approximately 25% of our revenues during the twelve months ended March 31, 2025. There were no customers that individually exceeded 10% of the Company's revenue during the twelve months ended March 31, 2025.

Sales and Marketing

Our sales teams focus on new business development across all markets – sales to new customers and sales of new lines of business to existing customers, as well as revenue growth within existing accounts. We organize our customer relationships around customer type and industry vertical, as we believe that understanding and speaking to the nuances of each industry is the most effective way to positively impact our customers' businesses.

Our partner organization focuses on enabling key media partners, agencies and software providers who can help drive value for our customers. We are actively expanding our channel sales efforts with customer data platforms, public cloud providers, cloud data warehouses, marketing clouds, and global systems integrators.

Our marketing efforts are focused on increasing awareness for our brand, executing thought leadership initiatives, supporting our sales team and generating new leads. We seek to accomplish these objectives by hosting and presenting at industry conferences, hosting customer advisory boards, publishing white papers and research, public relations activities, social media presence and advertising campaigns.

Research and Development

We continue to invest in our global data collaboration platform to enable effective use of data. Our research and development teams are focused on the full cycle of product development from customer discovery through development, testing and release. Research and development expense was \$176.7 million in the twelve months ended March 31, 2025, compared to \$151.2 million in the twelve months ended March 31, 2024, and \$189.2 million in the twelve months ended March 31, 2023. Management expects to maintain research and development spending, as a percentage of revenue, at relatively similar levels to fiscal 2025 in fiscal 2026.

Seasonality

While the majority of our business is not subject to seasonal fluctuations, our Data Marketplace and usage-based subscription revenue experience modest seasonality, as the revenue generated from these areas of the business are more transactional in nature and tied to overall advertising spend by our customers. For example, many advertisers allocate the largest portion of their annual budgets to the fourth quarter of the calendar year in order to coincide with increased holiday purchasing. We expect our Data Marketplace and usage-based subscription revenue to continue to fluctuate based on seasonal factors that affect the advertising industry as a whole. Usage-based subscription revenue equaled 15% of total subscription revenue in the twelve months ended March 31, 2025, 15% in the twelve months ended March 31, 2024 and 14% in the twelve months ended March 31, 2023.

Competition

We operate in a complex and competitive environment. Competitors of LiveRamp are typically also members of our partner and reseller ecosystem, creating a paradigm where competition is the norm. Our primary competitors are companies that sell data onboarding as part of a suite of marketing applications or services. Walled gardens that offer a direct interface for matching customer relationship management (CRM) data compete for a portion of our services, particularly amongst marketers that have not yet adopted in-house platforms for programmatic marketing or attribution. Some providers of tag management, data management, and cross-device marketing solutions have adopted positioning similar to our business and compete for mindshare. In markets outside the United States, we primarily face small, local market players.

We continue to focus on levers to increase our competitiveness and believe that investing in the product and technology platform of our business is a key to our continued success. Further, we believe that enabling a broad partner ecosystem will help us to continue to provide competitive differentiation.

Pricing

Approximately 76% of our revenue is derived from subscription-based arrangements sold on an annual or multi-year basis. Our subscription pricing is based on data volume supported by our platform. We also generate revenue from data providers, digital publishers and advanced TV platforms in the form of revenue-sharing agreements in our Data Marketplace.

Our Human Capital

LiveRamp employs approximately 1,300 employees ("LiveRampers") worldwide. No U.S. LiveRampers are represented by a labor union or subject to a collective bargaining agreement. To the best of management's knowledge, apart from the locally elected members of our French subsidiary's works council, no LiveRampers are an elected member of works councils and trade unions representing LiveRamp employees in the European Union. LiveRamp has never experienced a work stoppage. We promote high employee engagement, open communication and a culture of equality to foster positive employee relations.

Building a High-Performing Culture

At LiveRamp, fostering a workplace where every employee feels respected, supported, and equipped to contribute is central to our success and innovation. We believe that a thoughtful approach to talent, culture, and community engagement helps us build stronger teams and better products—while positioning us to meet the varying needs of our customers and partners.

In recent years, we've expanded efforts to cultivate a workplace environment that supports collaboration across varied perspectives and experiences. This includes the creation of a dedicated role focused on workforce engagement strategy and culture, as well as the development of a company-wide charter that provides a consistent framework for team-level efforts to strengthen collaboration, respect, and belonging.

Our internal framework is built on three focus areas:

- People & Teams – Empowering employees to thrive by supporting individual growth, team cohesion, and respectful engagement.

- Product & Customer Insight – Designing and evolving our solutions with input reflective of a broad user base, helping ensure accessibility and relevance.
- Community & Impact – Encouraging team members to contribute meaningfully to communities through volunteerism, skills-based service, and data-driven initiatives.

We've also introduced optional internal groups—Business Employee Resource Groups (BERGs)—that provide peer connection and support across a variety of perspectives. These groups are employee-led and supported by the company as part of our broader efforts to foster professional development and business insight across our workforce.

LiveRamp remains committed to hiring and supporting top talent from all backgrounds.

Beyond the workplace, our LiveRamp.org platform offers employees avenues to contribute through volunteer programs, donation matching, and our Data for Good initiative—supporting nonprofit and public interest work through the thoughtful use of our data capabilities.

Our approach reflects a long-term commitment to building a resilient and future-focused company culture—one that supports individual growth, team performance, and our mission to build solutions that serve a broad and evolving global customer base.

Information about our Executive Officers

LiveRamp's executive officers, their current positions, ages and business experience are listed below. They are elected by the board of directors annually or as necessary to fill vacancies or to fill new positions. There are no family relationships among any of the officers or directors of the Company.

Scott E. Howe, age 57, is the Chief Executive Officer of the Company. Prior to joining the Company in 2011, he served as corporate vice president of Microsoft Advertising Business Group from 2007–2010. In this role, he managed a multi-billion-dollar business encompassing all emerging businesses related to online advertising, including search, display, ad networks, in-game, mobile, digital cable and a variety of enterprise software applications. Mr. Howe was employed from 1999–2007 as an executive and later as a corporate officer at aQuantive, Inc. where he managed three lines of business, including Avenue A | Razorfish (a leading Seattle-based global consultancy in digital marketing and technology), DRIVE Performance Media (now Microsoft Media Network), and Atlas International (an advertising technology now owned by Facebook). Earlier in his career, he was with The Boston Consulting Group and Kidder, Peabody & Company, Inc. He is a member of the board of directors of the Internet Advertising Bureau (IAB) and previously served on the board of Blue Nile, Inc., a leading online retailer of diamonds and fine jewelry. Mr. Howe is a *magna cum laude* graduate of Princeton University, where he earned a degree in economics, and he holds an MBA from Harvard University.

Lauren R. Dillard, age 39, is the Company's Executive Vice President and Chief Financial Officer, a position she has held since April 2023. She previously served as the Company's SVP of Finance and Investor Relations, overseeing all aspects of the Company's finance and investor relations functions since assuming the role in August 2021. Prior to her current positions, she served as the Company's Chief Communications Officer & Head of Investor Relations from 2018 to 2021. Prior to joining the Company, she worked in corporate finance and investor relations for a number of San Francisco Bay Area technology companies and started her career at Ernst & Young. She is an active community leader and has served on and chaired several Bay Area nonprofit boards, including the Bay Area Discovery Museum and Multiplying Good. Ms. Dillard is a certified public accountant (inactive) and holds a Bachelor of Science degree in accounting from Santa Clara University.

Jerry C. Jones, age 69, is the Company's Executive Vice President, Chief Ethics and Legal Officer, and Secretary. He joined the Company in 1999 and currently oversees the Company's legal, data ethics and government relations matters. He also assists in the strategy and execution of mergers and alliances and the Company's strategic initiatives. Prior to joining the Company, Mr. Jones was employed for 19 years as an attorney with the Rose Law Firm in Little Rock, Arkansas, representing a broad range of business interests. Mr. Jones is a member of the board of directors of Aglysys, Inc. (NASDAQ: AGYS), a leading developer and marketer of proprietary enterprise software, services and solutions to the hospitality and retail industries, where he serves on the Compensation Committee and the Nominating & Governance Committee. He serves as a member of the Board of Directors of the United States Chamber of Commerce where he serves on the Policy Committee. He also serves on the executive committee of Privacy for America and is a co-founder of uhire U.S. He is a Special Advisor to the Club de Madrid, an organization composed of over 100 former Presidents and Prime Ministers from more than 70 democratic countries. Mr. Jones was a member of the board of directors of Heifer International until 2019 and Entrust, Inc. until it was purchased by private investors in 2009. He is the former chairman of the board of the Arkansas Virtual Academy, a statewide virtual public school, and is a former member of the UA Little Rock Board of Visitors. Mr. Jones holds a bachelor's degree in public administration and a juris doctorate degree, both from the University of Arkansas.

Mohsin Hussain, age 52, has served as the Chief Technology Officer and Executive Vice President of Engineering of the Company since 2021. During the year prior to assuming this position, he was the Company's Chief Technology Officer and Senior Vice President of Engineering. Mr. Hussain has more than 28 years' experience in engineering leadership and product innovation in the areas of software-as-a-service, large scale distributed systems, artificial intelligence, machine learning, data science, analytics, and the cloud. Before joining LiveRamp, Mr. Hussain was employed for two years as Senior Vice President of Engineering at Criteo (NYSE: CRTO) where he led a large-scale buildout of the U.S. engineering team, new product launches, and the R&D integration of several acquisitions, including Criteo's largest, Hooklogic (integrated and rebranded as Criteo's Retail Media Platform). Prior to that, he was Vice President of

Engineering at Criteo for over two years. Earlier in his career Mr. Hussain held leadership roles in several high-growth start-ups and public companies, including AOL/Netscape (now Yahoo), Siebel Systems (now Oracle), and SunPower. He has been a member of the Google Cloud CIO/CTO Customer Advisory Board since 2021. Mr. Hussain is named as an inventor on 18 issued patents and holds a bachelor's degree in computer science from University of California at Berkeley.

Vihan Sharma, age 46, has served as the Chief Revenue Officer of the Company since December 2023 and is in charge of overseeing global sales, customer operations and partnership teams. He joined the Company in 2009 and currently oversees all global commercial functions and is responsible for LiveRamp's growth and operations in Europe. Prior to his current position, Mr. Sharma served as the Company's Executive Vice President of Global Sales and was Managing Director Europe from 2019 to 2023. Mr. Sharma has extensive experience in global data and product strategy and has also served as Vice President of Safe Haven and Managing Director France, a leadership position he held for almost six years. Prior to joining the Company, Mr. Sharma held several strategic leadership positions across a number of startups in Europe. Mr. Sharma holds a master's degree in business administration from the ESCP Business School.

Item 1A. Risk Factors

An investment in our common stock involves a high degree of risk. You should carefully consider the risks described below and the other information in this Annual Report on Form 10-K and in other public filings before making an investment decision. Our business, prospects, financial condition, or operating results could be harmed by any of these risks, as well as other risks not currently known to us or that we currently consider immaterial. If any of such risks and uncertainties actually occurs, our business, financial condition or operating results could differ materially from the plans, projections and other forward-looking statements included in the section titled "Management's Discussion and Analysis of Financial Condition and Results of Operations" and elsewhere in this report and in our other public filings. The trading price of our common stock could decline due to any of these risks, and, as a result, you may lose all or part of your investment.

Risks Related to Our Business and Strategy

We are dependent upon customer renewals, the addition of new customers and increased revenue from existing customers for our subscription revenue through our LiveRamp platform and our Marketplace and Other business.

To sustain or increase our subscription revenue, we must regularly add new customers and encourage existing customers to maintain or increase their business with us. As the market matures and regulation increases, and as existing and new market participants produce new and different approaches to enable businesses to address their respective needs that compete with our offerings, we may be forced to reduce the prices we charge, unable to renew existing customer agreements, or unable to enter into new customer agreements at the same prices and upon the same terms that we have historically obtained. If our efforts to add new customers are unsuccessful or if our existing customers do not maintain or expand their use of our platform, including by adopting additional offerings and features, our operating results may suffer.

Our existing customers have no obligation to renew their subscription contracts upon expiration of their contractual subscription period and may not renew their subscription contracts for a variety of reasons. Some customers elect not to renew in the normal course of business, and it is difficult to predict renewal rates. Our renewal rates may decline or fluctuate as a result of a number of factors, including customer satisfaction, pricing changes by us or our competitors, new offerings by our competitors, mergers and acquisitions affecting our customer base, regulatory changes such as in privacy, antitrust, or international relations, and reductions in our existing customers' spending levels or activity. If our existing customers do not renew their subscription contracts or otherwise decrease the amount they spend with us, our subscription revenue would decline and our business would suffer.

A decline in new or renewed subscription contracts in any period may not be immediately reflected in our reported financial results for that period but may result in a decline in our subscription revenue in future periods. Moreover, the conditions caused by other factors outside our control, such as economic slowdowns, macroeconomic growth and increasing global geopolitical tensions, have affected, and may continue to affect, directly or indirectly, the rate of spending on advertising products and have adversely affected, and could continue to adversely affect, our existing and prospective customers' ability or willingness to purchase our offerings, delay our existing and prospective customers' purchasing decisions, increase pressure for pricing discounts, lengthen payment terms, reduce the value or duration of subscription contracts, or decrease customer renewal rates, all of which could adversely affect our future sales, operating results and overall financial performance.

The loss of a contract upon which we rely for a significant portion of our revenues could adversely affect our operating results.

Our ten largest customers represented approximately 25% of our revenues in the twelve months ended March 31, 2025. Some of our significant customers have used, and may in the future use, their size and relative importance to our business to require that we enter into agreements with more favorable terms than we would otherwise agree to, to obtain price concessions, or to otherwise restrict our business. The loss of, or decrease in revenue from, any of our significant customers for any reason could have a material adverse effect on our revenue and operating results. The material adverse effect on our revenue and operating results may be exacerbated by customer consolidation, changes in technologies or solutions used by our customers, changes in demand for our platform, legal or regulatory changes, market optics, customer bankruptcies or departures from their respective industries, bans that prohibit certain customers from continuing to do business in the United States, pricing or product competition, or deviation from marketing and sales methods, any one of which may result in even fewer contractual relationships accounting for a high percentage of our revenue and reduced demand from any single significant customer.

Data suppliers may withdraw data that we have previously collected or withhold data from us in the future, which could lead to our inability to provide products and services to our customers and could result in a decrease in revenue and loss of customer confidence.

Much of the data that we use is either purchased or licensed from third-party data suppliers, and we are dependent upon our ability to purchase data or obtain necessary data licenses on commercially reasonable terms. We could suffer material adverse consequences if our data suppliers withhold their data from us or materially limit our use of their data, which could occur for a variety of reasons, including, but not limited to, because we fail to maintain sufficient relationships with the data suppliers or because they decline to provide, or are prohibited from providing, such data to us for any reason. For example, data suppliers could withhold their data from us if there is a competitive reason to do so, if we breach our contract with a data supplier, if we breach their expectations of our use of their data, if they are acquired by one of our competitors, if legislation is passed or regulations are adopted restricting or making too difficult the collection, use or dissemination of the data they provide, if market optics become negative regarding the sharing of their data with third parties or allowing the setting of cookies from their sites, if publishers change their privacy policies or user settings, including as a result of legal or regulatory actions, in a material manner that turns off or diminishes the volume of data we receive, or if judicial interpretations are issued restricting use of such data. Further, definitions in enacted or proposed state-level data broker legislation apply to us, potentially exposing the Company to negative perceptions and diminishing data available to it. Additionally, we could terminate relationships with our data suppliers if they fail to adhere to our data quality standards or their legal and/or other contractual commitments. If a substantial number of data suppliers were to withdraw or withhold their data from us or substantially limit our use of their data, or if we were to sever ties with our data suppliers, our ability to provide products and services to our customers could be materially adversely impacted, which could result in decreased revenues and operating results.

Our business is subject to substantial competition from a diverse group of competitors. New products and pricing strategies introduced by these competitors could decrease our market share or cause us to lower our prices in a manner that reduces our revenues and operating margin.

We operate in a highly competitive and rapidly changing industry. With the introduction of new technologies and the influx of new entrants to the market, we expect competition to persist and intensify in the future, which could harm our ability to increase revenue and operating results. In addition to existing competitors and intermediaries, we may also face competition from new companies entering the market, including large established companies, all of which currently offer, or may in the future offer, products and services that result in additional competition. Our competitors may be in a better position to develop new products and pricing strategies that more quickly and effectively respond to changes in customer requirements in our markets, which may be disruptive to our existing platform offerings and result in operating inefficiencies and increased competitive pressure. Some of our competitors may choose to sell products or services competitive to ours at lower prices by accepting lower margins and profitability, or may be able to sell products or services competitive to ours at lower prices given proprietary ownership of data, technical superiority or economies of scale. Such introduction of competent, competitive products, pricing strategies or other technologies by our competitors that are superior to or that achieve greater market acceptance than our products and services could adversely affect our business. In such event, we could experience a decline in market share and revenues and be forced to reduce our prices, resulting in lower profit margins for the Company.

The failure to attract, recruit, onboard and retain qualified personnel could hinder our ability to successfully execute our business strategy, which could have a material adverse effect on our financial position and operating results.

Our growth strategy and future success depends in large part on our ability to attract, recruit, onboard, motivate and retain technical, customer services, sales, consulting, research and development, marketing, administrative and management personnel. The complexity of our products, processing functionality, software systems and services requires highly trained professionals. While we presently have a sophisticated, dedicated and experienced team of executives and employees who have a deep understanding of our business, the labor market for these individuals has historically been very competitive due to the limited number of people available with the necessary technical skills and understanding and the number of these individuals available could be diminished by changes in immigration regulations and other restrictions. As our industry continues to become more technologically advanced, we anticipate increased competition for qualified personnel. In addition, many of the companies with which we compete for experienced personnel may be able to offer greater compensation and benefits packages and/or more flexible work alternatives. We may incur significant costs to attract and retain highly trained personnel and we may lose new employees to our competitors or other technology companies before we realize the benefit of our investment in recruiting and training them, and our succession plans may be insufficient to ensure business continuity if we are unable to retain key personnel. Further, volatility or lack of appreciation in our stock price may also affect our ability to attract and retain our key employees. The loss or prolonged absence of the services of highly trained personnel like our current team of executives and employees, or the inability to recruit, attract, onboard and retain additional, qualified employees, could have a material adverse effect on our business, financial position or operating results.

In addition, effective succession planning is important to our long-term success. If we do not develop effective succession planning, the loss of one or more of our key executive or employees or groups of executives or employees could seriously harm our business.

If we cannot maintain our culture as we grow, we could lose the innovation, teamwork, passion and focus on execution that we believe contribute to our success, and our business may be harmed.

We believe that a critical component to our success has been our company culture, which is based on transparency and personal autonomy. We have invested substantial time and resources in building our team within this company culture. Any failure to preserve our culture could negatively affect our ability to retain and recruit personnel and to proactively focus on and pursue our corporate objectives. We have offered most of our employees the flexibility to determine the amount of time they work in the office, and the majority of our employees continue to work remotely. Remote work may present operational challenges and risks, including negative employee morale and productivity, low employee retention, and increased compliance and tax obligations in a number of jurisdictions. If we fail to maintain our company culture, our business may be adversely impacted.

Failure to keep up with rapidly changing technologies and marketing practices could cause our products and services to become less competitive or obsolete, which could result in loss of market share and decreased revenues, thereby impacting our results of operations.

Advances in information technology are changing the way our customers use and purchase information products and services and may be disruptive to our existing platform offerings. Maintaining the technological competitiveness of our products, processing functionality, software systems and services is key to our continued success. However, the complexity and uncertainty regarding the development of new technologies and the extent and timing of market acceptance of innovative products and services create difficulties in maintaining this competitiveness. Without the timely introduction of new products, services and enhancements that comply with changing laws and standards, including through the use of new and emerging technologies (e.g., artificial intelligence and machine learning), we could be at a competitive disadvantage and our offerings will become technologically or commercially obsolete over time, in which case our revenue and operating results would suffer.

Consumer needs and expectations and the business information industry as a whole are in a constant state of change. Our ability to continually improve our current processes and products in response to changes in technology and to develop new products and services are essential in maintaining our competitive position, preserving our market share and meeting the increasingly sophisticated requirements of our customers. If we fail to enhance our current products and services or fail to develop new products in light of emerging technologies, industry standards, and regulations, we could lose customers to current or future competitors, which could result in impairment of our growth prospects, loss of market share and decreased revenues.

Acquisition and divestiture activities may disrupt our ongoing business and may involve increased expenses, and we may not realize the financial and strategic goals contemplated at the time of a transaction, all of which could adversely affect our business and growth prospects.

Historically, we have engaged in acquisitions to grow our business. To the extent we find suitable and attractive acquisition candidates and business opportunities in the future, we may continue to acquire other complementary businesses, products and technologies and enter into joint ventures or similar strategic relationships. The pursuit of acquisitions may divert the attention of management, disrupt ongoing business, and cause us to incur various expenses in identifying, investigating, and pursuing suitable acquisitions, whether or not they are consummated. While we believe we will be able to successfully integrate newly acquired businesses into our existing operations, there is no certainty that future acquisitions or alliances will be consummated on acceptable terms or that we will be able to successfully integrate the services, content, products and personnel of any such transaction into our operations. In addition, the pursuit of any future acquisitions, joint ventures or similar relationships may cause a disruption in our ongoing business and distract our management and cause us to incur various expenses in identifying, investigating, and pursuing suitable acquisitions, whether or not they are consummated. An acquisition may later be found to have a material legal or ethical issue that was not disclosed or discovered prior to acquisition. Further, we may be unable to realize the revenue improvements, cost savings and other intended benefits of any such transaction. The occurrence of any of these events could result in decreased revenues, net income and earnings per share.

We have also divested assets in the past and may do so again in the future. As with acquisitions, divestitures involve significant risks and uncertainties, such as disruption of our ongoing business, reductions of our revenues or earnings per share, unanticipated liabilities, legal risks and costs, the potential loss of key personnel, distraction of management from our ongoing business, and impairment of relationships with employees and customers because of migrating a business to new owners.

Because acquisitions and divestitures are inherently risky, transactions we undertake may not be successful and may have a material adverse effect on our business, results of operations, financial condition or cash flows.

Our operations outside the United States are subject to risks that may harm the Company's business, financial condition or results of operations.

During the twelve months ended March 31, 2025, we received approximately 5% of our revenues from business outside the United States. In those non-U.S. locations where legislation restricting the collection and use of personal data currently exists, less data is available and at a much higher cost. In some foreign markets, the types of products and services we offer have not been generally available and thus are not fully understood by prospective customers. Upon entering these markets, we must educate and condition the markets, increasing the cost and difficulty of successfully executing our business plan in these markets. Additionally, each of our foreign locations is generally expected to fund its own operations and cash flows, although periodically funds may be loaned or invested from the United States to the foreign subsidiaries. Because of such loans or investments, exchange rate movements of foreign currencies may have an impact on our future costs of, or future cash flows from, foreign investments. We have not entered into any foreign currency forward exchange contracts or other derivative instruments to hedge the effects of adverse fluctuations in foreign currency exchange rates.

Additional risks inherent in our non-U.S. business activities generally include, among others, the costs and difficulties of managing international operations, potentially adverse tax consequences, and greater difficulty enforcing intellectual property rights. The various risks that are inherent in doing business in the United States are also generally applicable to doing business outside of the United States, but such risks may be exaggerated by factors normally associated with international operations, such as differences in culture, laws and regulations, especially restrictions on collection, management, aggregation, localizations, and use of information. Failure to effectively manage the risks facing our non-U.S. business activities could materially adversely affect our operating results. Also, our business is subject to weak international economic conditions, geopolitical developments, such as existing and potential trade wars, and other events outside of our control that could result in a reduced volume of business by our customers and prospective customers, and the demand for, and use of, our products and services may decline. For example, the military conflicts in Europe and the Middle East could result in regional instability and adversely impact financial markets as well as economic conditions, and any economic and political uncertainty caused by the U.S. tariffs imposed on goods from various countries, and any corresponding tariffs from those countries in response, could negatively impact financial markets and economic conditions.

In addition, when operating in foreign jurisdictions, we must comply with complex foreign and U.S. laws and regulations, such as the U.S. Foreign Corrupt Practices Act, the U.K. Bribery Act and other local laws prohibiting corrupt payments to government officials, as well as anti-competition regulations and data protection laws and regulations. Violations of these laws and regulations could result in fines and penalties, criminal sanctions, and restrictions on our business conduct and on our ability to offer our products and services in one or more countries. Such violations could also adversely affect our reputation with existing and prospective customers, which could negatively impact our operating results and growth prospects.

Public health emergencies may result in global, national and/or regional economic uncertainty, and measures taken in response to such emergencies could impact our business and future results of operations and financial condition.

The COVID-19 pandemic disrupted the flow of the economy and put unprecedented strains on governments, health care systems, educational institutions, businesses and individuals around the world, and future public health emergencies could result in the same. Future public health emergencies could result in significant disruptions to the global financial markets and economic uncertainty, as well as regional quarantines, labor shortages or stoppages, changes in consumer purchasing patterns, disruptions to service providers to deliver data on a timely basis, or at all, and overall economic instability. Any future public health emergencies could materially and adversely affect our business, our operating results, financial condition and prospects, and the value of our common stock.

A significant breach of the confidentiality of the information we hold or of the security of our or our customers', suppliers', or other partners' computer systems could be detrimental to our business, reputation and results of operations.

Our business requires the storage, transmission and utilization of data, including personally identifiable information, much of which must be maintained on a confidential basis. These activities may make us a target of cyberattacks from malicious third parties seeking unauthorized access to the data we maintain, including our data and customer data, or to disrupt our ability to provide service. Any failure to prevent or mitigate security breaches and improper access to or disclosure of the data we maintain, including personal information, could result in the loss or misuse of such data, which could harm our business and reputation and diminish our competitive position. Our customers and suppliers are increasingly imposing more rigorous contractual obligations on us relating to data security protections. If we are unable to maintain protections and processes at a level equal to that required by our customers and suppliers, it could negatively affect our relationships with those customers and suppliers or increase our operating costs. In addition, computer malware, viruses, social engineering, ransomware, phishing and general hacking have become more prevalent, and events outside of our control, such as the military conflicts in Europe and the Middle East, and economic and political uncertainty caused by the U.S. tariffs could result in a further increase in such activities. As a result of the types and volume of personal data on our systems, we believe that we are a particularly attractive target for such breaches and attacks.

In recent years, the frequency, severity and sophistication of cyberattacks, computer malware, viruses, social engineering, ransomware, phishing and other intentional misconduct by computer hackers have significantly increased, including the ability to evade detection or obscure their activities, and government agencies and security experts have warned about the growing risks of hackers, cyber criminals and other potential attackers targeting information technology systems. Such third parties could attempt to gain entry to our systems for the purpose of stealing data or disrupting the systems. In addition, our security measures may also be breached due to employee error, malfeasance, system errors or vulnerabilities, including vulnerabilities of our vendors, suppliers, their products, or otherwise. Third parties may also attempt to fraudulently induce employees or customers into disclosing sensitive information such as usernames, passwords or other information to gain access to our customers' data or our data, including intellectual property and other confidential business information. The COVID-19 pandemic generally increased opportunities available to hackers and cyber criminals as more companies and individuals continue to work online from remote locations than prior to the pandemic. We believe we have taken appropriate measures to protect our systems from intrusion, but we cannot be certain that advances in criminal capabilities, discovery of new or existing vulnerabilities in our systems and attempts to exploit those vulnerabilities, physical system or facility break-ins and data thefts or other developments will not compromise or breach the technology protecting our systems and the information we possess.

Although we have developed systems and processes that are designed to protect our data, our customer data, and data transmissions to prevent data loss, and to prevent or detect security breaches, our databases may be subject to unauthorized access by third parties, and we may incur significant costs in protecting against or remediating cyberattacks. Any security breach could result in operational disruptions that impair our ability to meet our customers' requirements, which could result in decreased revenues. Also, whether there is an actual or a perceived breach of our security, our reputation could suffer significant harm, causing our current and prospective customers to reject our products and services in the future and deterring data suppliers from supplying us data. Further, we could be forced to expend significant resources in response to a security breach, including those expended in repairing system damage, increasing cybersecurity protection costs by deploying additional personnel and protection technologies, and litigating and resolving legal claims or governmental inquiries and investigations, all of which could divert the attention of our management and key personnel away from our business operations. In any event, a significant security breach could materially harm our business, financial condition and operating results.

Our customers, suppliers and other partners are primarily responsible for the security of their information technology environments, and we rely heavily on them and other third parties to supply clean data content and/or to utilize our products and services in a secure manner. Each of these third parties may face risks relating to cybersecurity, which could disrupt their businesses and therefore materially impact ours. While we provide guidance and specific requirements in some cases, we do not directly control any of such parties' cybersecurity operations, or the amount of investment they place in guarding against cybersecurity threats. Accordingly, we are subject to any flaw in or breaches of their systems, which could materially impact our business, operations and financial results.

Finally, while we maintain cyber liability insurance coverage that may cover certain liabilities in connection with a cybersecurity incident, we cannot be certain that our insurance coverage will be adequate for liabilities actually incurred, that insurance will continue to be available to us on commercially reasonable terms, or at all, or that any insurer will not deny coverage as to any future claim. The successful assertion of one or more large claims against us that exceed available insurance coverage, or the occurrence of changes in our insurance policies, including premium increases or the imposition of large deductible or co-insurance requirements, could have a material adverse effect on our business, financial condition, financial results and reputation.

Unfavorable publicity and negative public perception about our industry could adversely affect our business and operating results.

With the growth of online advertising and e-commerce, there is increasing awareness and concern among the general public, privacy advocates, mainstream media, governmental bodies and others regarding marketing, advertising, and data privacy matters, particularly as they relate to individual privacy interests and the global reach of the online marketplace. Any unfavorable publicity or negative public perception about us, our industry, including our competitors, or even other data-focused industries can affect our business and results of operations, and may lead to digital publishers changing their business practices or additional regulatory scrutiny or lawmaking that affects us or our industry. For example, in recent years, consumer advocates, mainstream media, elected officials and government officials have increasingly and publicly criticized the data and marketing industry for its collection, storage and use of personal data. Additional public scrutiny may lead to general distrust of our industry, consumer reluctance to share and permit use of personal data and increased consumer opt-out rates, any of which could negatively influence, change or reduce our current and prospective customers' demand for our products and services and adversely affect our business and operating results.

Interruptions or delays in service from our third-party data center providers could impair our ability to deliver our products and services to our customers, resulting in customer dissatisfaction, damage to our reputation, loss of customers, limited growth and reduction in revenue.

We currently serve the majority of our platform functions from third-party data center hosting facilities operated by Google Cloud Platform and Amazon Web Services. Our operations depend, in part, on our third-party facility providers' abilities to protect these facilities against any damage or interruption from natural disasters, such as earthquakes and hurricanes, power or telecommunication failures, criminal acts and similar events. In the event that any of our third-party facilities arrangements are terminated, or if there is a lapse of service or damage to a facility, we could experience interruptions in our platform as well as delays and additional expenses in arranging new facilities and services.

Any damage to, or failure of, the systems of our third-party providers could result in interruptions to our platform. Despite precautions taken at our data centers, the occurrence of spikes in usage volume, a natural disaster, such as earthquakes or hurricanes, an act of terrorism, destruction, vandalism or sabotage, a decision to close a facility without adequate notice, or other unanticipated problems at a facility could result in lengthy interruptions in the availability of our platform. Even with current and planned disaster recovery arrangements, our business could be harmed, and no assurance can be provided that any interruptions would be remediated without significant cost or in a timely manner or at all. Also, in the event of damage or interruption, our insurance policies may not adequately compensate us for any losses that we may incur. These factors in turn could further reduce our revenue by subjecting us to liability, causing us to issue credits or causing customers to fail to renew their subscriptions, any of which could materially adversely affect our business.

We are dependent on the continued availability of third-party data hosting and transmission services.

We incur significant costs with our third-party data hosting services. If the costs for such services increase due to vendor consolidation, regulation, contract renegotiation, or otherwise, we may not be able to increase the fees for our products and services to cover the changes. As a result, our operating results may be significantly worse than forecasted.

As the use of “third-party cookies” or other tracking technology continues to be pressured by Internet users, restricted or otherwise subject to unfavorable regulation, blocked or limited by technical changes on end users’ devices, or our and our customers’ ability to use data on our platform is otherwise restricted, our business could be materially impacted.

Digital advertising mostly relies on the use of cookies, pixels and other similar technology, including mobile device identifiers that are provided by mobile operating systems for advertising purposes, which we refer to collectively as cookies, to collect data about interactions with users and devices. We utilize third-party cookies, which are cookies owned and used by parties other than the owners of the website visited by the Internet user. Our cookies are used to record information tied to a random unique identifier, including such information as when an Internet user views an ad, clicks on an ad or visits one of our advertiser’s websites through a browser while the cookie is active. We use cookies to help us achieve our advertisers’ campaign goals on the web, to limit the instances that an Internet user sees the same advertisement, to report information to our advertisers regarding the performance of their advertising campaigns and to detect and prevent malicious behavior and invalid traffic throughout our network of inventory. Additionally, our customers use cookies and other technologies to add information they have collected or acquired about users into our platform. Without such data, our customers may not have sufficient insight into an Internet user’s activity, which may compromise their ability to determine which inventory to purchase for a specific campaign and undermine the effectiveness of our platform.

Cookies may be deleted or blocked by Internet users who do not want information to be collected about them. The most commonly used Internet browsers—Chrome, Firefox, Internet Explorer and Safari—allow Internet users to modify their browser settings to prevent cookies from being accepted by their browsers. In January 2020, Google announced that at some point in the following 24 months the Chrome browser would block third-party cookies, and in April 2021, Google began releasing software updates to its Chrome browser with features intended to phase out third-party cookies. In May 2023, Google stated that it would deprecate third-party cookies by mid-2024 and in January 2024 started by deprecating third-party cookies for 1% of users globally. In April 2024, Google announced that the deprecation of third-party cookies will not be completed in 2024. In July 2024, Google announced that, instead of deprecating third-party cookies, it will introduce “a new experience in Chrome that lets people make an informed choice that applies across their web browsing,” however, in April 2025, Google announced that after further consideration it will not be rolling out a new standalone prompt for third-party cookies in Chrome and third-party cookies will remain with the current opt-out functionality. While Google has determined not to deprecate cookies or roll out a new standalone prompt for third-party cookies in Chrome at this time, it is possible that Google’s ongoing efforts in this area may have a substantial impact on the ability to collect and use data from Internet users. Mobile devices allow users to opt out of the use of mobile device IDs for targeted advertising. Additionally, the Safari browser currently blocks some third-party cookies by default and has recently added controls that algorithmically block or limit some cookies. Other browsers have added similar controls. In addition, Internet users can delete cookies from their computers at any time. Some Internet users also download free or paid ad blocking software that not only prevents third-party cookies from being stored on a user’s computer, but also blocks all interaction with a third-party ad server. Google has introduced ad blocking software in its Chrome web browser that will block certain ads based on quality standards established under a multi-stakeholder coalition. Additionally, the DAA, NAI, their international counterparts, and our company have certain opt-out mechanisms for users to opt out of the collection of their information via cookies. If more Internet users adopt these settings or delete their cookies more frequently than they currently do, or restrictions are imposed by advertisers and publishers, there are changes in technology or new developments in laws, regulations or industry standards around cookies, our business could be harmed.

For in-app advertising, data regarding interactions between users and devices are tracked mostly through stable, pseudonymous mobile device identifiers that are built into the device operating system with privacy controls that allow users to express a preference with respect to data collection for advertising, including to disable the identifier. These identifiers and privacy controls are defined by the developers of the mobile platforms and could be changed by the mobile platforms in a way that may negatively impact our business. Privacy aspects of other channels for programmatic advertising, such as CTVs or over-the-top video, are still developing. Technical or policy changes, including regulation or industry self-regulation, could harm our growth in those channels.

As the collection and use of data for digital advertising has received ongoing media attention over the past several years, some government regulators, such as the FTC, and privacy advocates have raised significant concerns around observed data. There has been an array of 'do-not-track' efforts, suggestions and technologies introduced to address these concerns, and state statutes are beginning to incorporate the obligation to honor them. However, the potential regulatory and self-regulatory landscape is inherently uncertain, and there is not yet a consensus definition of tracking, nor agreement on what would be covered by 'do-not-track' functionality. There is activity by the major Internet browsers to default set on 'do-not-track' functionality, including by Safari and Firefox. It is not clear how many other Internet browsers will follow. Substantial increases in the rate and number of people opting out of various data collection processes could have a negative impact on our business and the ecosystems in which we operate.

In addition, in the EU, Directive 2002/58/EC (as amended by Directive 2009/136/EC), commonly referred to as the ePrivacy or Cookie Directive, directs EU member states to ensure that accessing information on an Internet user's computer, such as through a cookie and other similar technologies, is allowed only if the Internet user has been informed about such access and given his or her consent. A replacement for the Cookie Directive to complement and bring electronic communication services in line with the GDPR and force a harmonized approach across EU member states is currently with the EU Council for a trilogue to decide its final effective date. Like the GDPR, the proposed ePrivacy Regulation has extra-territorial application as it applies to businesses established outside the EU who provide publicly available electronic communications services to, or gather data from the devices of, users in the EU. Though still subject to debate, the proposed ePrivacy Regulation may limit the lawful bases available to process digital data collected through cookies and require "opt-in" consent. The fines and penalties for breach of the proposed ePrivacy Regulation may be significant. Limitations on the use or effectiveness of cookies, or other limitations on our, or our customers', ability to collect and use data for advertising, whether imposed by EU member state implementations of the Cookie Directive, by the new ePrivacy Regulation, or otherwise, may impact the performance of our platform. We may be required to, or otherwise may determine that it is advisable to, make significant changes in our business operations and product and services to obtain user opt-in for cookies and use of cookie data, or develop or obtain additional tools and technologies to compensate for a lack of cookie data. We may not be able to make the necessary changes in our business operations and products and services to obtain user opt-in for cookies and use of cookie data, or develop, implement or acquire additional tools that compensate for a lack of cookie data. Moreover, even if we are able to do so, such additional products and tools may be subject to further regulation, time consuming to develop or costly to obtain, and less effective than our current use of cookies.

Climate change may have an impact on our business.

Any of our primary locations may be vulnerable to the adverse effects of climate change. For example, our offices and facilities in California have experienced, and are projected to continue to experience, climate-related events at an increasing frequency, including drought, water scarcity, heat waves, wildfires and resultant air quality impacts and power shutoffs associated with wildfire prevention. Furthermore, it may be more difficult to mitigate the impact of these events on our remote employees working from home. Changing market dynamics, global policy developments and the increasing frequency and impact of extreme weather events on critical infrastructure in the United States and elsewhere have the potential to disrupt our business, the business of our third-party suppliers and the business of our customers, and may cause us to experience higher churn, losses and additional costs to maintain or resume operations.

Risks Related to Government Regulation and Taxation

Changes in legislative, judicial, regulatory, or cultural environments relating to information collection and use may limit our ability to collect and use data. Such developments could cause revenues to decline, increase the cost and availability of data and adversely affect the demand for our products and services.

We receive, store and process personal information and other data from and about consumers in addition to our customers, employees, and services providers. Our handling of this data is subject to a variety of federal, state, and foreign laws and regulations and is subject to regulation by various government authorities. Our data handling also is subject to contractual obligations and may be deemed to be subject to industry standards.

The United States federal and various state and foreign governments have adopted or proposed limitations on the collection, distribution, use and storage of data relating to individuals, including the use of contact information and other data for marketing, advertising and other communications with individuals and businesses. In the United States, various laws and regulations apply to the collection, processing, disclosure, and security of certain types of data. Additionally, the FTC and many state attorneys general are interpreting federal and state consumer protection laws as imposing standards for the online collection, use, dissemination and security of data. In addition, the European Union has been developing new requirements related to the use of data, including in the Digital Services Act, that may impose additional rules and restrictions on the use of the data.

The regulatory framework for data privacy issues worldwide is currently evolving and is likely to remain uncertain for the foreseeable future. For example, in the United States, in August 2022 the FTC released an advance notice of proposed rulemaking concerning commercial surveillance and data security and sought comment on whether it should implement new trade regulation rules or other regulatory alternatives concerning the ways in which companies (1) collect, aggregate, protect, use, analyze, and retain consumer data, as well as (2) transfer, share, sell, or otherwise monetize that data in ways that are unfair or deceptive. In addition, a potential federal data privacy law remains the subject of active discussion, and, in April 2024, a bipartisan pair of lawmakers unveiled a draft bill that would substantially impact the online advertising ecosystem if passed. The occurrence of unanticipated events often rapidly drives the adoption of legislation or regulation affecting the use, collection or other processing of data and manners in which we conduct our business. Restrictions could be placed upon the collection, management, aggregation and use of information, which could result in a material increase in the cost of collecting or otherwise obtaining certain kinds of data and could limit the ways in which we may use or disclose information.

In particular, interest-based advertising, or the use of data to draw inferences about a user's interests and deliver relevant advertising to that user, and similar or related practices, such as cross-device data collection and aggregation, steps taken to de-identify or pseudonymize personal data and to use and distribute the resulting data, including for purposes of personalization and the targeting of advertisements, have come under increasing scrutiny by legislative, regulatory, and self-regulatory bodies in the United States and abroad that focus on consumer protection or data privacy. Much of this scrutiny has focused on the use of cookies and other technology to collect information about Internet users' online browsing activity on web browsers, mobile devices, and other devices, to associate such data with user or device identifiers or pseudonymous identifiers across devices and channels. In addition, providers of Internet browsers have engaged in, or announced plans to continue or expand, efforts to provide increased visibility into, and certain controls over, cookies and similar technologies and the data collected using such technologies. For example, in January 2020 Google announced that at some point in the following 24 months the Chrome browser would block third-party cookies and in April 2021, Google began releasing software updates to its Chrome browser with features intended to phase out third-party cookies. In May 2023, Google stated that it would deprecate third-party cookies by mid-2024 and in January 2024 started by deprecating third-party cookies for 1% of users globally. In April 2024, Google announced that the deprecation of third-party cookies will not be completed in 2024. In July 2024, Google announced that, instead of deprecating third-party cookies, it will introduce "a new experience in Chrome that lets people make an informed choice that applies across their web browsing," however, in April 2025, Google announced that after further consideration it will not be rolling out a new standalone prompt for third-party cookies in Chrome and third-party cookies will remain with the current opt-out functionality. While Google has determined not to deprecate cookies or roll out a new standalone prompt for third-party cookies in Chrome at this time it is possible that Google's ongoing efforts in this area may have a substantial impact on the ability to collect and use data from Internet users, and it is essential that we monitor developments in this area domestically and globally, and engage in responsible privacy practices, including providing consumers with notice of the types of data we collect and how we use that data to provide our services.

In the United States, the U.S. Congress and state legislatures, along with federal regulatory authorities have recently increased their attention on matters concerning the collection and use of consumer data. In the United States, non-sensitive consumer data generally may be used under current rules and regulations, subject to certain restrictions, so long as the person does not affirmatively "opt-out" of the collection or use of such data. If an "opt-in" model were to be adopted in the United States, less data would be available, and the cost of data would be higher. For example, California enacted legislation, the California Consumer Privacy Act ("CCPA"), that became operative on January 1, 2020 and came under California Attorney General ("AG") enforcement on July 1, 2020. The CCPA requires covered companies to, among other things, provide new disclosures to California consumers and afford such consumers new abilities to opt-out of certain sales of personal information, a concept that is defined broadly. The CCPA is the subject of regulations issued by the California AG. In November 2020 California voters also approved the ballot initiative known as the California Privacy Rights Act of 2020 ("CPRA"). Pursuant to the CPRA, effective January 1, 2023, the CCPA was amended by creating additional privacy rights for California consumers and additional obligations on businesses, which could subject us to additional compliance costs as well as possible fines, individual claims and commercial liabilities for certain compliance failures. Since the CCPA, as of March 31, 2025 at least twenty-two other state legislatures have passed applicable comprehensive or sector-specific privacy legislation. Together with the CCPA and CPRA, these are referred to throughout as "State Consumer Privacy Acts." Each of these State Consumer Privacy Acts have gone, or will go, into effect on or before January 1, 2026. Many other states currently have comprehensive and/or sector or data-specific bills winding their way through their legislatures.

We cannot yet predict the full impact of the State Consumer Privacy Acts on our business or operations, but they may require us to modify our data processing practices and policies and to incur substantial costs and expenses in an effort to comply. The State Consumer Privacy Acts have prompted a number of proposals for federal and other state privacy legislation that, if enacted, could increase our exposure to potential liability, add additional complexity to compliance in the U.S. market and increase our compliance costs. For example, other states have enacted or are considering legislation similar to that of the State Consumer Privacy Act statutory frameworks, including legislation that would require individuals to "opt-in" to the collection of certain consumer data. Decreased availability and increased costs of information could adversely affect our ability to meet our customers' requirements and could result in decreased revenues.

There are a growing number of states that have adopted laws that impact the collection and use of data that could create additional risks and require costly expenditures to ensure continued compliance. At the United States Federal level, Congress continues to study whether to adopt new data collection and use laws. The FTC over the last several years has been asserting expansive interpretations of its authority, which could create additional risks, increase costs of compliance and adversely impact revenue.

In Europe, the European General Data Protection Regulation ("GDPR") took effect on May 25, 2018 and applies to products and services that we provide in Europe, as well as the processing of personal data of EU citizens, wherever that processing occurs. The GDPR includes operational requirements for companies that receive or process personal data of residents of the European Union. For example, the GDPR requires offering a variety of controls to individuals in Europe before processing data for certain aspects of our service. In addition, the GDPR includes significant penalties for non-compliance of up to the greater of €20 million or 4% of an enterprise's global annual revenue. Further, the European Union is expected to replace the EU Cookie Directive governing the use of technologies to collect consumer information with the ePrivacy Regulation. The replacement ePrivacy Regulation may impose burdensome requirements around obtaining consent and impose fines for violations that are materially higher than those imposed under the European Union's current ePrivacy Directive and related EU member state legislation. In addition, some countries are considering or have passed legislation or interpretations implementing data protection requirements or requiring local storage and processing of data or similar requirements that could increase the cost and complexity of delivering our services. Any failure to achieve required data protection standards may result in lawsuits, regulatory fines, or other actions or liability, all of which may harm our operating results.

We are also subject to laws, regulations and other restrictions that dictate whether, how, and under what circumstances we can transfer, process and/or receive certain data that is critical to our operations, including data shared between countries or regions in which we operate, and data shared among our products and services. For example, in 2016, the European Union and the United States agreed to an alternative transfer framework for data transferred from the European Union to the United States called the Privacy Shield. On July 16, 2020, however, the European Court of Justice invalidated the Privacy Shield and companies may no longer rely on it as a valid mechanism to comply with European Union data protection requirements. In July 2023, the EU adopted an adequacy decision for the EU-U.S. Data Privacy Framework ("DPF"), allowing the DPF to facilitate the transfer of data from Europe to the United States, and with the U.K. Extension, also from the U.K. to the United States. In addition, the other bases upon which we rely to legitimize the transfer of such data, such as Standard Contractual Clauses, have been subjected to regulatory and judicial scrutiny. If any of the legal bases upon which we currently rely for transferring data from Europe to the United States are invalidated, if we are unable to transfer data between and among countries and regions in which we operate, or if we are prohibited from sharing data among our products and services, it could affect the manner in which we provide our services or adversely affect our financial results.

In addition to government regulation, privacy advocacy and industry groups may propose new and different self-regulatory standards that either legally or contractually apply to us or our customers. We are members of self-regulatory bodies that impose additional requirements related to the collection, use, and disclosure of consumer data. Under the requirements of these self-regulatory bodies, in addition to other compliance obligations, we are obligated to provide consumers with notice about our use of cookies and other technologies to collect consumer data and of our collection and use of consumer data for certain purposes, and to provide consumers with certain choices relating to the use of consumer data. Some of these self-regulatory bodies have the ability to discipline members or participants, which could result in fines, penalties, and/or public censure (which could in turn cause reputational harm). Additionally, some of these self-regulatory bodies might refer violations of their requirements to the Federal Trade Commission or other regulatory bodies.

Because the interpretation and application of privacy and data protection laws, regulations and standards are uncertain, it is possible that these laws, regulations and standards may be interpreted and applied in manners that are, or are asserted to be, inconsistent with our data management practices or the technological features of our solutions. If so, in addition to the possibility of fines, investigations, lawsuits and other claims and proceedings, it may be necessary or desirable for us to fundamentally change our business activities and practices or modify our products and services, which could have an adverse effect on our business. We may be unable to make such changes or modifications in a commercially reasonable manner or at all. Any inability to adequately address privacy concerns, even if unfounded, or any actual or perceived failure to comply with applicable privacy or data protection laws, regulations, standards or policies, could result in additional cost and liability to us, damage our reputation, decrease the availability of and increase costs for information, inhibit sales and harm our business. Furthermore, the costs of compliance with, and other burdens imposed by, the laws, regulations, standards and policies that are applicable to the businesses of our customers may limit the use and adoption of, and reduce the overall demand for, our platform. Privacy concerns, whether valid or not valid, may inhibit market adoption of our platform particularly in certain industries and foreign countries.

Changes in tax laws or regulations that are applied adversely to us or our customers may have a material adverse effect on our business, cash flow, financial condition or results of operations.

New income, sales, use or other tax laws, statutes, rules, regulations or ordinances could be enacted at any time, which could affect the tax treatment of our domestic and foreign earnings and materially affect our financial position and results of operations. Our existing corporate structure and intercompany arrangements have been implemented in a manner we believe is in compliance with current prevailing tax laws. However, due to economic and political conditions, tax rates and tax regimes in various jurisdictions may be subject to significant changes, and the tax benefits that we intend to eventually derive could be impacted by changing tax laws. Any new taxes could adversely affect our domestic and international business operations, and our business and financial performance. Further, existing tax laws, statutes, rules, regulations or ordinances could be interpreted, changed, modified or applied adversely to us, which could have a material adverse effect on our business, cash flow, financial condition or results of operations.

Governments are increasingly focused on ways to increase tax revenue, which has contributed to an increase in audit activity, more aggressive positions taken by tax authorities and an increase in tax legislation. Any such additional taxes or other assessments may be in excess of our current tax provisions or may require us to modify our business practices in order to reduce our exposure to additional taxes going forward, any of which could have a material adverse effect on the Company's business, results of operations and financial condition.

Risks Related to Intellectual Property

Third parties may claim that we are infringing their intellectual property and we could suffer significant litigation or licensing expenses or be prevented from developing or selling products or services. Additionally, third parties may infringe our intellectual property and we may suffer competitive injury or expend significant resources enforcing our rights.

As our business is focused on data-driven results and analytics, we rely heavily on proprietary information technology, processes and other protectable intellectual property rights. From time to time, third parties may claim that one or more of our products or services infringe their intellectual property rights. We analyze and take action in response to such claims on a case-by-case basis. Any dispute or litigation regarding patents or other intellectual property, whether they are with or without merit, could be costly and time-consuming due to the complexity of our technology and the uncertainty of intellectual property litigation, which could divert the attention of our management and key personnel away from our business operations, even if ultimately determined in our favor. A claim of intellectual property infringement could force us to enter into a costly or restrictive license or royalty agreement, which might not be available under acceptable terms or at all, could require us to pay significant damages (including attorneys' fees), could subject us to an injunction against development and sale of certain of our products or services, could require us to expend additional development resources to redesign our technology and/or could require us to indemnify our partners and other third parties, any or all of which could have a material adverse effect on our business and results of operations. In addition, our proprietary portfolio consists of various intellectual property rights, including patents, copyrights, database rights, source code, trademarks, trade secrets, know-how, confidentiality provisions and licensing arrangements. The extent to which such rights can be protected varies from jurisdiction to jurisdiction. Our competitive position may suffer if we do not enforce our intellectual property rights vigorously and successfully and we may expend significant resources enforcing our intellectual property rights, either or both of which could harm our operating results.

Item 1B. Unresolved Staff Comments

None.

Item 1C. Cybersecurity

Our customers' and partners' trust is crucial to our business; as such, a cybersecurity incident impacting the confidentiality, integrity, or availability of LiveRamp's systems or the data we process may have a significant impact on our strategy, operations, and financials. Direct impacts may include fees, penalties, or loss of customer revenue. While we do not believe our strategy, operations, and financials have been materially affected by risks from cybersecurity threats, we cannot provide assurances that they will not be materially affected in the future by such risks. For additional information regarding risks from cybersecurity threats, please refer to Item 1A, "Risk Factors," in this Annual Report on Form 10-K.

In order to mitigate cybersecurity risk, LiveRamp maintains a security program based on widely known and accepted industry standards, including NIST CSF, ISO 27001, and SOC 2. Aligning to these standards allows our program to adjust to changing conditions such as new technology, industry best practices, or organizational risk tolerance.

Security Governance

Oversight of our security program starts at the Board level. On an annual basis, the enterprise risk team reports to the full Board regarding the top ten enterprise risks, including cybersecurity. Additionally, on a quarterly basis, the Audit/Finance Committee receives presentations by LiveRamp security, highlighting any risks, initiatives, and/or relevant industry trends.

LiveRamp maintains a Security Charter which establishes the overall security program, appoints responsibility and authority to the Chief Information Security Officer (CISO), and establishes a Security Action Committee (SAC) to provide leadership and oversight. LiveRamp's CISO has over 20 years of experience as the Company's security leader, and maintains several industry standard security certifications. The members of the security leadership team, who report directly to the CISO, each have at least a decade of experience relevant to their area of responsibility.

The SAC includes leadership across our security, enterprise risk management, internal audit, engineering, product, data ethics, legal, and commercial teams. The SAC is responsible for reviewing and approving major updates to LiveRamp's security policies and standards, reviewing and recommending actions related to exceptions to the security program, ensuring that the security program is in alignment with business objectives, ensuring that the organization has appropriate training and awareness related to security, and providing leadership and support for the security program.

Cybersecurity is also a responsibility of all LiveRamp employees. All employees must undergo annual security awareness training, which covers topics including, but not limited to, phishing, incident reporting, insider threat, and LiveRamp's Security and Acceptable Use policies.

Security Risk Management

LiveRamp also maintains a security risk management program overseen by our CISO and aligned with the Company's overall Enterprise Risk Management strategy. The security risk management program includes processes for consistently identifying, classifying, analyzing, and documenting risk. Throughout the year, LiveRamp's security team conducts risk assessments focused on a particular product or compliance scope. Risks are documented and communicated to relevant stakeholders.

In addition to internal teams and resources, LiveRamp leverages a variety of third parties in support of our security risk management efforts. Third-party managed services are used to support functions including our Security Operations Center, forensic incident response, and incident response tabletop exercises. Third-party providers are also utilized for penetration testing and for a bug bounty program. Third-party tooling is utilized in support of functions including threat intelligence, security logging, security information and event management (SIEM),

vulnerability scanning, email protection, security awareness training, secure development training, cloud posture management, secret management, identity and access management, and anti-malware. Furthermore, following the shared responsibility model with our cloud service providers, we rely on their implementation of certain security controls, such as physical security.

External auditors regularly examine LiveRamp’s security posture. We engage with auditors directly on an annual basis to assess controls specific to a particular scope and compliance standard (e.g. SOC 2 or ISO 27001). External auditors also perform assessments on behalf of our customers to validate our compliance with specific customer requirements. Furthermore, on a periodic basis, an external audit is sponsored by the Board of Directors to perform an independent assessment of the capability maturity of LiveRamp’s security program.

In order to mitigate risk associated with the use of third parties, LiveRamp maintains a third-party risk management program, incorporating the review of third parties by data ethics and security teams. A third party’s inherent security risk is determined by identifying their level of access to our systems and data. Third parties with a high inherent risk or with access to sensitive data types undergo a review of their security controls, wherein LiveRamp reviews the third party’s responses to a security due diligence questionnaire, external audit reports, penetration test reports, and/or security policies. A residual score is then determined based on the third party’s controls and/or operational impact to LiveRamp. LiveRamp does not approve the use of any third parties with an inadequate security posture. For third parties handling personal information, LiveRamp also conducts legal and privacy due diligence to assess legal and privacy risks and apply mitigations where appropriate. LiveRamp security also conducts ongoing monitoring of existing third parties. On a cadence determined by the third party’s residual risk level, controls are re-evaluated to ensure that the security controls of the third party have not been diminished.

Item 2. Properties

LiveRamp is headquartered in San Francisco, California with additional locations in the United States. We also have a physical presence in Europe and the Asia-Pacific region. As we have only one business segment, all of the properties listed below are used exclusively by it. In general, our facilities are in good condition, and we believe that they are adequate to meet our current needs. The table below sets forth the location, form of ownership and general use of our principal properties currently being used.

Location	Held	Use
United States:		
San Francisco, California	Lease	Office space
New York, New York	Lease	Office space
Little Rock, Arkansas	Lease	Office space
Seattle, Washington	Lease	Office space
Europe:		
London, England	Lease	Office space
Paris, France	Lease	Office space
Asia-Pacific:		
Shanghai, China	Lease	Office space
Nantong, China	Lease	Office space
Sydney, Australia	Lease	Office space

Item 3. Legal Proceedings

The information required by this item is set forth under Note 13, "Commitments and Contingencies" to our Consolidated Financial Statements, which appears in the Financial Supplement at page F-46, and is incorporated herein by reference.

Item 4. Mine Safety Disclosures

Not applicable.

PART II

Item 5. Market for Registrant's Common Equity, Related Stockholder Matters and Issuer Purchases of Equity Securities

Market Information

The outstanding shares of LiveRamp's common stock are listed and traded on the New York Stock Exchange under the symbol "RAMP."

Stockholders

As of May 16, 2025, the approximate number of record holders of the Company's common stock was 893.

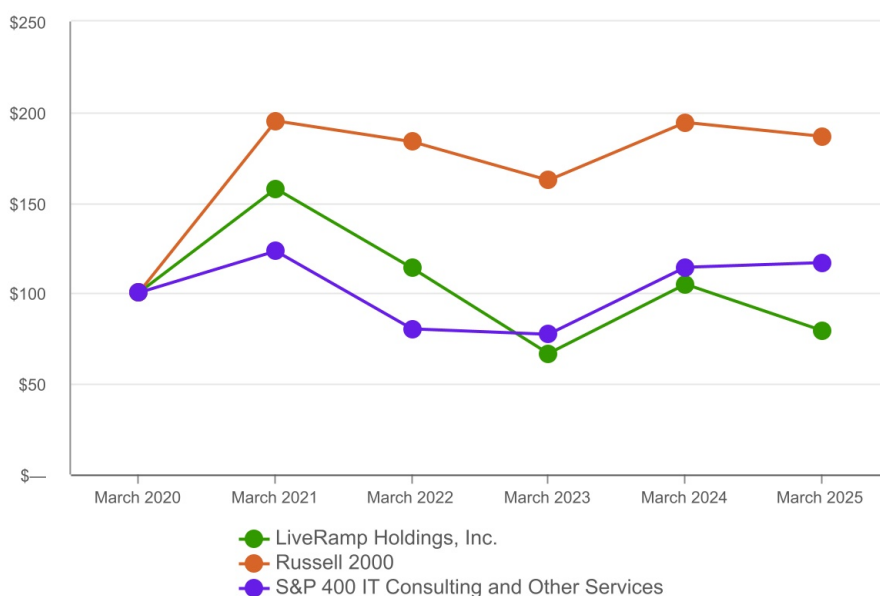
Dividends

The Company has not paid dividends on its common stock in the twelve months ended March 31, 2025 or 2024. The board of directors may consider paying dividends in the future but has no plans to pay dividends in the short term.

Performance Graph

The graph below compares LiveRamp Holdings, Inc.'s cumulative 5-year total shareholder return on common stock with the cumulative total returns of the Russell 2000 index and S&P 400 IT Consulting and Other Services index. The graph tracks the performance of a \$100 investment in our common stock and in each index (with the reinvestment of all dividends) from March 31, 2020 to March 31, 2025.

COMPARISON OF 5 YEAR CUMULATIVE TOTAL RETURN*
Among LiveRamp Holdings, Inc., the Russell 2000 Index
and the S&P 400 IT Consulting & Other Services



*\$100 invested on 3/31/20 in stock or index, including reinvestment of dividends. Twelve months ended March 31.

	March 2020	March 2021	March 2022	March 2023	March 2024	March 2025
LiveRamp Holdings, Inc.	100.00	157.59	113.58	66.62	104.80	79.40
Russell 2000	100.00	194.85	183.57	162.27	194.25	186.46
S&P 400 IT Consulting and Other Services	100.00	123.04	80.03	77.30	113.96	116.70

The performance graph and the related chart and text, are being furnished solely to accompany this Annual Report on Form 10-K pursuant to Item 201(e) of Regulation S-K, and are not being filed for purposes of Section 18 of the Securities Exchange Act of 1934, as amended, and are not to be incorporated by reference into any filing of ours, whether made before or after the date hereof, regardless of any general incorporation language in such filing. The stock price performance included in this graph is not necessarily indicative of future stock price performance.

Copyright© 2024 Standard and Poor's, a division of S&P Global. All rights reserved. Copyright© 2024 Russell Investment Group. All rights reserved.

Purchases of Equity Securities by the Issuer and Affiliated Purchasers

The table below provides information regarding purchases by LiveRamp of its common stock during the periods indicated.

Period	(a) Total Number of Shares Purchased	(b) Average Price Paid Per Share (1)	(c) Total Number of Shares Purchased as Part of Publicly Announced Plans or Programs	(d) Maximum Number (or Approximate Dollar Value) of Shares that May Yet Be Purchased Under the Plans or Programs (2)
January 1, 2025 - January 31, 2025	40,362	29.44	40,362	\$ 280,443,661
February 1, 2025 - February 28, 2025	—	—	—	\$ 280,443,661
March 1, 2025 - March 31, 2025	910,000	26.66	910,000	\$ 256,185,040
Total	950,362	26.78	950,362	N/A

On August 29, 2011, the board of directors adopted a common stock repurchase program. That program was subsequently modified and expanded, most recently on August 14, 2024. Under the modified common stock repurchase program, the Company may purchase up to \$1.3 billion of its common stock through the period ending December 31, 2026. Through March 31, 2025, the Company had repurchased 41.5 million shares of its common stock for \$1.0 billion, leaving remaining capacity of \$256.2 million under the stock repurchase program.

(1) Average price paid includes costs associated with the repurchases, excluding the 1% excise tax as a result of the Inflation Reduction Act of 2022.

(2) Amounts presented exclude the 1% excise tax as a result of the Inflation Reduction Act of 2022.

Item 6. [Reserved]

Item 7. Management's Discussion and Analysis of Financial Condition and Results of Operations

The information required by this item appears in the Financial Supplement beginning at page F-2, which is attached hereto and incorporated herein by reference.

Item 7A. Quantitative and Qualitative Disclosures About Market Risk

Market Risk

We have operations in the United States and internationally, and we are exposed to market risks in the ordinary course of business. Market risk represents the risk of loss that may impact our financial position due to adverse changes in financial market prices and rates. Our primary market risks are foreign currency exchange rate risk and inflation.

Foreign Currency Exchange Rate Risk. Most of the Company's exposure to exchange rate fluctuation is due to translation gains and losses from its international operations. In general, each of the foreign locations is expected to fund its own operations and cash flows, although funds may be loaned or invested from the U.S. to the foreign subsidiaries. These advances are considered long-term investments, and any gain or loss resulting from exchange rates as well as gains or losses resulting from translating the foreign financial statements into U.S. dollars are included in accumulated other comprehensive income. Therefore, exchange rate movements of foreign currencies may have an impact on the Company's future costs or on future cash flows from foreign investments. The Company has not entered into any foreign currency forward exchange contracts or other derivative instruments to hedge the effects of adverse fluctuations in foreign currency exchange rates.

Inflation. We do not believe that inflation has had a material effect on our business. However, if our costs, in particular sales and marketing and hosting costs, were to become subject to significant inflationary pressures, we may not be able to fully offset such higher costs through price increases. Our inability or failure to do so could harm our business, operating results and financial condition.

There have been no changes since the end of the last fiscal year in our primary market risk exposures or the management of those exposures, and we do not expect any changes going forward.

Item 8. Financial Statements and Supplementary Data

The financial statements required by this item appear in the Financial Supplement beginning at page F-20, which is attached hereto and incorporated herein by reference.

Item 9. Changes in and Disagreements with Accountants on Accounting and Financial Disclosure

None.

Item 9A. Controls and Procedures

Disclosure Controls and Procedures

Management has evaluated, under the supervision and with the participation of our Chief Executive Officer and Chief Financial Officer, the effectiveness of our disclosure controls and procedures as of March 31, 2025. Based on their evaluation as of March 31, 2025, our Chief Executive Officer and Chief Financial Officer have concluded that our disclosure controls and procedures (as defined in Rules 13a-15(e) and 15d-15(e) under the Securities Exchange Act of 1934, as amended) were effective at the reasonable assurance level to ensure that the information required to be disclosed by us in the Annual Report on Form 10-K was (i) recorded, processed, summarized and reported within the time periods specified in the SEC's rules and regulations and (ii) accumulated and communicated to our management, including our Chief Executive Officer and Chief Financial Officer, to allow timely decisions regarding required disclosure.

Our management, including our Chief Executive Officer and Chief Financial Officer, does not expect that our disclosure controls and procedures or our internal controls over financial reporting will prevent all errors and all fraud. A control system, no matter how well conceived and operated, can provide only reasonable, not absolute, assurance that the objectives of the control system are met. Further, the design of a control system must reflect the fact that there are resource constraints, and the benefits of controls must be considered relative to their costs. Because of the inherent limitations in all control systems, no evaluation of controls can provide absolute assurance that all control issues and instances of fraud, if any, with LiveRamp have been detected.

Management's Report on Internal Control Over Financial Reporting

Management is responsible for establishing and maintaining adequate internal control over financial reporting (as defined in Rules 13a-15(f) under the Securities Exchange Act of 1934, as amended).

The Company's internal control over financial reporting is a process designed to provide reasonable assurance regarding the reliability of financial reporting and the preparation of financial statements for external purposes in accordance with generally accepted accounting principles, and includes those policies and procedures that:

- Pertain to the maintenance of records that, in reasonable detail, accurately and fairly reflect the transactions and dispositions of the assets of the Company;
- Provide reasonable assurance that transactions are recorded as necessary to permit preparation of financial statements in accordance with generally accepted accounting principles, and that receipts and expenditures of the Company are being made only in accordance with authorizations of management and directors of the Company; and
- Provide reasonable assurance regarding prevention or timely detection of unauthorized acquisition, use or disposition of the Company's assets that could have a material effect on the financial statements.

Because of its inherent limitations, internal control over financial reporting may not prevent or detect misstatements. Also, projections of any evaluations of effectiveness to future periods are subject to the risk that controls may become inadequate because of changes in conditions, or that the degree of compliance with the policies or procedures may deteriorate.

The Company's management, with participation of the Chief Executive Officer and Chief Financial Officer, assessed the effectiveness of the Company's internal control over financial reporting as of March 31, 2025. In making this assessment, the Company's management used the criteria set forth by the Committee of Sponsoring Organizations of the Treadway Commission (COSO) in *Internal Control-Integrated Framework (2013)*.

Based on management's assessment and those criteria, the Company's management determined that the Company's internal control over financial reporting was effective as of March 31, 2025.

The effectiveness of the Company's internal control over financial reporting as of March 31, 2025 has been audited by KPMG LLP, an independent registered public accounting firm, as stated in its report, which is included under Item 8 of this Annual Report on Form 10-K.

Changes in Internal Control Over Financial Reporting

During the three months ended March 31, 2025, there were no changes in our internal control over financial reporting that have materially affected, or are reasonably likely to materially affect, our internal control over financial reporting.

Item 9B. Other Information

- a. Not applicable.
- b. Except as set forth below, during the three months ended March 31, 2025, none of the Company's directors or officers (as defined in Rule 16a-1(f) under the Exchange Act) adopted or terminated a Rule 10b5-1 trading arrangement or non-Rule 10b5-1 trading arrangement (as such terms are defined in Item 408 of Regulation S-K).

On February 18, 2025, Tim Cadogan, a director of the Company, adopted a Rule 10b5-1 trading arrangement (the "Plan") providing for the sale, subject to certain conditions, of an aggregate of 10,000 shares of the Company's common stock. Trades under the Plan are scheduled to commence on May 26, 2025, and the Plan will expire on March 15, 2026, or, if earlier, upon completion of all authorized transactions thereunder.

Item 9C. Disclosure Regarding Foreign Jurisdictions that Prevent Inspections

Not applicable.

Part III

Item 10. Directors, Executive Officers and Corporate Governance

The information concerning our executive officers is contained in Part I of this Annual Report on Form 10-K under the caption “Information about our Executive Officers,” which is included there pursuant to Instruction to Item 401 of the SEC’s Regulation S-K.

The LiveRamp board of directors has adopted codes of ethics applicable to our principal executive, financial and accounting officers and all other persons performing similar functions. Copies of these codes of ethics are posted on LiveRamp’s website at www.liveramp.com under the “Corporate Governance” section of the site. Except as set forth above, the information required by this item is incorporated by reference from the definitive proxy statement to be filed within 120 days after March 31, 2025, pursuant to Regulation 14A under the Exchange Act in connection with our 2025 annual meeting of stockholders.

Item 11. Executive Compensation

The information required by this item is incorporated by reference from the definitive proxy statement to be filed within 120 days after March 31, 2025, pursuant to Regulation 14A under the Exchange Act in connection with our 2025 annual meeting of stockholders.

Item 12. Security Ownership of Certain Beneficial Owners and Management and Related Stockholder Matters

Securities Authorized for Issuance Under Equity Compensation Plans

The following table contains information about our common stock that may be issued under our existing equity compensation plans as of March 31, 2025:

Equity Compensation Plan Information			
Plan category	Number of securities to be issued upon exercise of outstanding options, warrants, and rights (a)	Weighted-average exercise price of outstanding options, warrants, and rights ² (b)	Number of securities remaining available for future issuance under equity compensation plans (excluding securities reflected in column (a)) (c)
Equity compensation plans approved by shareholders	4,341,887 ¹	\$ 16.94	7,026,374 ³
Equity compensation plans not approved by shareholders	—	—	41,983 ⁴
Total	4,341,887	\$ 16.94	7,068,357

1. This amount does not include the number of securities to be issued upon exercise of outstanding options, warrants, and rights under equity compensation plans LiveRamp assumed in acquisitions (424,157 shares at a weighted-average exercise price of \$9.16).
2. The weighted-average exercise price set forth in this column is calculated excluding outstanding restricted stock unit awards, since recipients are not required to pay an exercise price to receive the shares subject to these awards.
3. This amount represents shares of Common Stock available for future issuance under the Amended and Restated 2005 Equity Compensation Plan of LiveRamp, Inc. (6,305,058) (the "2005 Plan") and the LiveRamp Holdings, Inc. 2005 Stock Purchase Plan (721,316, including 104,251 shares subject to purchase during the current purchase period), which is an employee stock purchase plan covered by Section 423 of the Internal Revenue Code. The 2005 Plan is an equity compensation plan that permits awards of a variety of equity-based incentives, including stock options, stock appreciation rights, restricted stock, restricted stock units, performance awards and other stock unit awards.
4. This amount represents shares available for issuance pursuant to the Company's 2011 Non-qualified Equity Compensation Plan described below, which did not require shareholder approval under the exception provided for in applicable listing standards.

Equity Compensation Plan Not Approved by Security Holders

The Company adopted the 2011 Non-qualified Equity Compensation Plan of LiveRamp Holdings, Inc. (the "2011 Plan") for the purpose of making equity grants to induce new key executives to join the Company. The awards that may be made under the 2011 Plan include stock options, stock appreciation rights, restricted stock awards, restricted stock unit awards, performance awards, or other stock unit awards. To receive such an award, a person must be newly employed with the Company with the award being provided as an inducement material to their employment, provided the award is first properly approved by the board of directors or an independent committee of the board. The board of directors and its talent and compensation committee are the administrators of the 2011 Plan, and as such, determine all matters relating to awards granted under the 2011 Plan, including the eligible recipients, whether and to what extent awards are to be granted, the number of shares to be covered by each grant and the terms and conditions of the awards. The 2011 Plan has not been approved by the Company's shareholders.

The remaining information required by this item is incorporated by reference from the definitive proxy statement to be filed within 120 days after March 31, 2025, pursuant to Regulation 14A under the Exchange Act in connection with our 2025 annual meeting of stockholders.

Item 13. Certain Relationships and Related Transactions, and Director Independence

The information required by this item is incorporated by reference from the definitive proxy statement to be filed within 120 days after March 31, 2025, pursuant to Regulation 14A under the Exchange Act in connection with our 2025 annual meeting of stockholders.

Item 14. Principal Accountant Fees and Services

The information required by this item is incorporated by reference from the definitive proxy statement to be filed within 120 days after March 31, 2025, pursuant to Regulation 14A under the Exchange Act in connection with our 2025 annual meeting of stockholders.

Item 16. Form 10-K Summary.

None.

SIGNATURES

Pursuant to the requirements of Section 13 or 15(d) of the Securities Exchange Act of 1934, the Registrant has duly caused this report to be signed on its behalf by the undersigned thereunto duly authorized.

LIVERAMP HOLDINGS, INC.

Date: May 21, 2025 By: /s/ Lauren Dillard
Lauren Dillard
Executive Vice President and Chief Financial Officer
(principal financial and accounting officer)

Pursuant to the requirements of the Securities Exchange Act of 1934, this report has been signed below by the following persons on behalf of the Registrant and in the capacities and on the dates indicated.

Signature

<u>/s/ John L. Battelle*</u> John L. Battelle	Director	May 21, 2025
<u>/s/ Timothy R. Cadogan*</u> Timothy R. Cadogan	Director	May 21, 2025
<u>/s/ Vivian Chow*</u> Vivian Chow	Director	May 21, 2025
<u>/s/ Scott E. Howe*</u> Scott E. Howe	Director and Chief Executive Officer (principal executive officer)	May 21, 2025
<u>/s/ Clark M. Kokich*</u> Clark M. Kokich	Director (Non-Executive Chairman of the Board)	May 21, 2025
<u>/s/ Brian O'Kelley*</u> Brian O'Kelley	Director	May 21, 2025
<u>/s/ Omar Tawakol*</u> Omar Tawakol	Director	May 21, 2025
<u>/s/ Debora B. Tomlin*</u> Debora B. Tomlin	Director	May 21, 2025
<u>/s/ Lauren Dillard</u> Lauren Dillard	Executive Vice President and Chief Financial Officer (principal financial and accounting officer)	May 21, 2025

*By: /s/ Jerry C. Jones
Jerry C. Jones
Attorney-in-Fact

Item 15. Exhibits and Financial Statement Schedules

(a) The following documents are filed as a part of this report:

1. Financial Statements.

The following consolidated financial statements of the registrant and its subsidiaries included in the Financial Supplement and the Independent Auditors' Reports thereof are attached hereto. Page references are to page numbers in the Financial Supplement.

	F-Page
Report of Independent Registered Public Accounting Firm (PCAOB ID: 185)	F-18
Consolidated Balance Sheets as of March 31, 2025 and 2024	F-20
Consolidated Statements of Operations for the twelve months ended March 31, 2025, 2024 and 2023	F-21
Consolidated Statements of Comprehensive Income (Loss) for the twelve months ended March 31, 2025, 2024 and 2023	F-22
Consolidated Statements of Stockholders' Equity for the twelve months ended March 31, 2025, 2024 and 2023	F-23
Consolidated Statements of Cash Flows for the twelve months ended March 31, 2025, 2024 and 2023	F-25
Notes to Consolidated Financial Statements	F-27

2. Financial Statement Schedules.

All schedules are omitted because they are not applicable or not required or because the required information is included in the consolidated financial statements or notes thereto.

3. Exhibits.

The following exhibits are filed with this report or are incorporated by reference to previously filed material.

Exhibit No.	
3.1	Amended and Restated Certificate of Incorporation, as filed on August 14, 2024 (previously filed on August 16, 2024 as Exhibit 3.1 to LiveRamp Holdings, Inc.'s Current Report on Form 8-K, Commission File No. 001-38669, and incorporated herein by reference)
3.2	Second Amended and Restated Bylaws (previously filed on May 22, 2024, as Exhibit 3.2 to LiveRamp Holdings, Inc.'s Annual Report on Form 10-K for the fiscal year ended March 31, 2024, Commission File No. 001-38669, and incorporated herein by reference)
4.1	Description of Share Capital
10.1+	LiveRamp Holdings, Inc. Employee Stock Purchase Plan (previously filed on August 11, 2022 as Exhibit 10.2 to LiveRamp Holdings, Inc.'s Current Report on Form 8-K, Commission File No. 001-38669, and incorporated herein by reference)

Exhibit No.	
10.2+	Amended and Restated 2005 Equity Compensation Plan of LiveRamp Holdings, Inc. (previously filed on August 16, 2024 as Exhibit 10.1 to LiveRamp Holdings, Inc.'s Current Report on Form 8-K, Commission file No. 001-38669, and incorporated herein by reference)
10.3+	Amended and Restated LiveRamp Holdings, Inc. Non-Qualified Supplemental Executive Retirement Plan effective August 9, 2022 (previously filed on May 24, 2023 as Exhibit 10.3 to LiveRamp Holdings, Inc.'s Annual Report on Form 10-K for the fiscal year ended March 31, 2023, Commission File No. 001-38669, and incorporated herein by reference)
10.4+	Amendment to the LiveRamp Holdings, Inc. Non-Qualified Supplemental Executive Retirement Plan effective January 1, 2023 (previously filed on May 24, 2023 as Exhibit 10.4 to LiveRamp Holdings, Inc.'s Annual Report on Form 10-K for the fiscal year ended March 31, 2023, Commission File No. 001-38669, and incorporated herein by reference)
10.5+	LiveRamp Holdings, Inc. Directors' Deferred Compensation Plan effective October 1, 2018 (previously filed on May 27, 2021 as Exhibit 10.15 to LiveRamp Holdings, Inc.'s Annual Report on Form 10-K for the year ended March 31, 2021, Commission File No. 001-38669, and incorporated herein by reference)
10.6+	Amended and Restated 2010 Executive Cash Incentive Plan of Acxiom Corporation (previously filed on May 27, 2015 as Exhibit 10.6 to Acxiom Corporation's Annual Report on Form 10-K for the fiscal year ended March 31, 2015, Commission File No. 000-13163, and incorporated herein by reference)
10.7+	Amended and Restated 2010 Executive Officer Severance Policy effective November 14, 2023 (previously filed on February 8, 2024 as Exhibit 10.1 to LiveRamp Holdings, Inc.'s Quarterly Report on Form 10-Q for the fiscal quarter ended December 31, 2023, Commission File No. 001-38669, and incorporated herein by reference)
10.8+	Amended and Restated 2011 Nonqualified Equity Compensation Plan of LiveRamp Holdings, Inc. (previously filed on October 2, 2018, as Exhibit 99.8 to LiveRamp Holdings, Inc.'s Post-Effective Amendment No. 1 to Registration Statement on Form S-8, Registration No. 333-214927, and incorporated herein by reference)
10.9+	Habu, Inc. 2018 Stock Plan (previously filed on March 1, 2024, as Exhibit 4.3 to LiveRamp Holdings, Inc.'s Registration Statement on Form S-8, Registration No. 333-277604, and incorporated herein by reference)
10.10+	Form of Stock Option Grant Agreement under the Amended and Restated 2005 Equity Compensation Plan of Acxiom Corporation (previously filed on May 26, 2017 as Exhibit 10.16 to Acxiom Corporation's Annual Report on Form 10-K for the fiscal year ended March 31, 2017, Commission File No. 000-13163, and incorporated herein by reference)
10.11+	Form of Restricted Stock Unit Award Agreement under the Amended and Restated 2005 Equity Compensation Plan of LiveRamp Holdings, Inc. (previously filed on May 26, 2020 as Exhibit 10.18 to LiveRamp Holdings, Inc.'s Annual Report on Form 10-K for the fiscal year ended March 31, 2020, Commission File No. 001-38669, and incorporated herein by reference)
10.12+	Form of Performance Unit Award Agreement under the Amended and Restated 2005 Equity Compensation Plan of LiveRamp Holdings, Inc. (previously filed on May 26, 2020 as Exhibit 10.19 to LiveRamp Holdings, Inc.'s Annual Report on Form 10-K for the fiscal year ended March 31, 2020, Commission File No. 001-38669, and incorporated herein by reference)
10.13+	Form of Restricted Stock Unit Award Agreement under the 2011 Nonqualified Equity Compensation Plan of Acxiom Corporation (previously filed on May 26, 2017 as Exhibit 10.18 to Acxiom Corporation's Annual Report on Form 10-K for the fiscal year ended March 31, 2017, Commission File No. 000-13163, and incorporated herein by reference)

Exhibit No.	
10.14+	Form of Restricted Stock Unit Award Agreement under the Amended and Restated 2005 Equity Compensation Plan of LiveRamp Holdings, Inc. (CA) (previously filed on May 24, 2022 as Exhibit 10.31 to LiveRamp Holdings, Inc.'s Annual Report on Form 10-K for the fiscal year ended March 31, 2022, Commission File No. 001-38669, and incorporated herein by reference)
10.15+	Form of Performance Unit Award Agreement under the Amended and Restated 2005 Equity Compensation Plan of LiveRamp Holdings, Inc. (CA) (previously filed on May 24, 2022 as Exhibit 10.32 to LiveRamp Holdings, Inc.'s Annual Report on Form 10-K for the fiscal year ended March 31, 2022, Commission File No. 001-38669, and incorporated herein by reference)
10.16+	Form of Restricted Stock Unit Award Agreement under the Amended and Restated 2005 Equity Compensation Plan of LiveRamp Holdings, Inc. (previously filed on May 24, 2022 as Exhibit 10.33 to LiveRamp Holdings, Inc.'s Annual Report on Form 10-K for the fiscal year ended March 31, 2022, Commission File No. 001-38669, and incorporated herein by reference)
10.17+	Form of Performance Unit Award Agreement under the Amended and Restated 2005 Equity Compensation Plan of LiveRamp Holdings, Inc. (previously filed on May 24, 2022 as Exhibit 10.34 to LiveRamp Holdings, Inc.'s Annual Report on Form 10-K for the fiscal year ended March 31, 2022, Commission File No. 001-38669, and incorporated herein by reference)
10.18+	Form of Performance Unit Award Agreement under the Amended and Restated 2005 Equity Compensation Plan of LiveRamp Holdings, Inc. (CA) (previously filed on May 24, 2023 as Exhibit 10.22 to LiveRamp Holdings, Inc.'s Annual Report on Form 10-K for the fiscal year ended March 31, 2023, Commission file No. 001-38669, and incorporated herein by reference)
10.19+	Form of Performance Unit Award Agreement under the Amended and Restated 2005 Equity Compensation Plan of LiveRamp Holdings, Inc. (previously filed on May 24, 2023 as Exhibit 10.23 to LiveRamp Holdings, Inc.'s Annual Report on Form 10-K for the fiscal year ended March 31, 2023, Commission file No. 001-38669, and incorporated herein by reference)
10.20+	Employment Agreement by and between Acxiom Corporation and Scott E. Howe dated as of February 14, 2018 (previously filed on May 25, 2018 as Exhibit 10.22 to Acxiom Corporation's Annual Report on Form 10-K for the fiscal year ended March 31, 2018, Commission File No. 000-13163, and incorporated herein by reference)
10.21+	Form of Director Indemnity Agreement (previously filed on May 25, 2018 as Exhibit 10.26 to Acxiom Corporation's Annual Report on Form 10-K for the fiscal year ended March 31, 2018, Commission File No. 000-13163, and incorporated herein by reference)
10.22+	Form of Officer and Key Employee Indemnity Agreement (previously filed on May 29, 2019 as Exhibit 10.25 to LiveRamp Holdings, Inc. Annual Report on Form 10-K for the fiscal year ended March 31, 2019, Commission File No. 001-38669, and incorporated herein by reference)
10.23+	Separation Agreement and General Release between the Company and Kimberly Bloomston dated as of March 27, 2025
19	LiveRamp Insider Stock Trading Policy (previously filed on May 22, 2024 as Exhibit 19 to LiveRamp Holdings, Inc.'s Annual Report on Form 10-K for the fiscal year ended March 31, 2024, Commission File No. 001-38669, and incorporated herein by reference)
21	Subsidiaries of LiveRamp Holdings, Inc.
23	Consent of KPMG LLP
24	Powers of Attorney

Exhibit No.	
31.1	<u>Certification of Chief Executive Officer (principal executive officer) pursuant to SEC Rule 13a-14(a)/15d-14(a), as adopted pursuant to Sections 302 and 404 of the Sarbanes-Oxley Act of 2002</u>
31.2	<u>Certification of Chief Financial Officer (principal financial and accounting officer) pursuant to SEC Rule 13a-14(a)/15d-14(a), as adopted pursuant to Sections 302 and 404 of the Sarbanes-Oxley Act of 2002</u>
32.1	<u>Certification of Chief Executive Officer (principal executive officer) pursuant to 18 U.S.C. Section 1350, as adopted pursuant to Section 906 of the Sarbanes-Oxley Act of 2002</u>
32.2	<u>Certification of Chief Financial Officer (principal financial and accounting officer) pursuant to 18 U.S.C. Section 1350, as adopted pursuant to Section 906 of the Sarbanes-Oxley Act of 2002</u>
97	<u>LiveRamp Holdings, Inc. Clawback Policy (previously filed on May 22, 2024 as Exhibit 97 to LiveRamp Holdings, Inc.'s Annual Report on Form 10-K for the fiscal year ended March 31, 2024, Commission File No. 001-38669, and incorporated herein by reference)</u>
101	The following financial information from our Annual Report on Form 10-K for the fiscal year ended March 31, 2025, formatted in inline XBRL: (i) Consolidated Balance Sheets as of March 31, 2025 and 2024; (ii) Consolidated Statements of Operations for the twelve months ended March 31, 2025, 2024 and 2023; (iii) Consolidated Statements of Comprehensive Loss for the twelve months ended March 31, 2025, 2024 and 2023; (iv) Consolidated Statements of Stockholders' Equity for the twelve months ended March 31, 2025, 2024 and 2023; (v) Consolidated Statements of Cash Flows for the twelve months ended March 31, 2025, 2024 and 2023; and (vi) Notes to the Consolidated Financial Statements, tagged in detail.
104	Cover Page Interactive Data File (formatted as inline XBRL and contained in Exhibit 101)
+ Constitutes a management contract or compensation plan or arrangement.	

LIVERAMP HOLDINGS, INC.
INDEX TO FINANCIAL SUPPLEMENT
TO ANNUAL REPORT ON FORM 10-K
FOR THE FISCAL YEAR ENDED MARCH 31, 2025

	<u>F-Page</u>
<u>Management's Discussion and Analysis of Financial Condition and Results of Operations</u>	F-2
<u>Report of Independent Registered Public Accounting Firm (PCAOB ID: 185)</u>	F-18
Annual Financial Statements:	
<u>Consolidated Balance Sheets as of March 31, 2025 and 2024</u>	F-20
<u>Consolidated Statements of Operations for the twelve months ended March 31, 2025, 2024 and 2023</u>	F-21
<u>Consolidated Statements of Comprehensive Income (Loss) for the twelve months ended March 31, 2025, 2024 and 2023</u>	F-22
<u>Consolidated Statements of Stockholders' Equity for the twelve months ended March 31, 2025, 2024 and 2023</u>	F-23
<u>Consolidated Statements of Cash Flows for the twelve months ended March 31, 2025, 2024 and 2023</u>	F-25
<u>Notes to Consolidated Financial Statements</u>	F-27

Management's Discussion and Analysis of Financial Condition and Results of Operations

You should read the following discussion and analysis of our financial condition and results of operations together with the consolidated financial statements and the related notes to those statements included in Item 8 to this Annual Report on Form 10-K. In addition to historical financial information, the following discussion contains forward-looking statements that reflect our plans, estimates, beliefs, and expectations, and involve risks and uncertainties. Factors that could cause or contribute to these differences include those discussed below and elsewhere in this Annual Report on Form 10-K, particularly in the section titled "Item 1A. Risk Factors."

We begin Management's Discussion and Analysis of Financial Condition and Results of Operations with an introduction and overview, including our operating segment, sources of revenue, summary results and notable events. This overview is followed by a summary of our critical accounting policies and estimates that we believe are important to understanding the assumptions and judgments incorporated in our reported financial results. We then provide a more detailed analysis of our results of operations and financial condition.

Introduction and Overview

LiveRamp Holdings, Inc. ("LiveRamp", "we", "us", or the "Company") is a leading data collaboration technology company, empowering marketers and media owners to deliver and measure marketing performance everywhere it matters. LiveRamp's data collaboration network seamlessly unites data across advertisers, platforms, publishers, data providers, and commerce media networks — unlocking deep insights, delivering transformational consumer experiences, and driving measurable growth. Built on a foundation of strict neutrality, interoperability, and global scale, LiveRamp enables organizations to maximize the value of their data while accelerating innovation. Trusted by many of the world's leading brands, retailers, financial services providers, and healthcare innovators, LiveRamp is helping shape the future of responsible data collaboration in an AI-driven, outcomes-focused world where advertisers reach intended audiences and consumers receive more relevant advertising messages.

LiveRamp is a Delaware corporation headquartered in San Francisco, California. Our common stock is listed on the New York Stock Exchange under the symbol "RAMP." We serve a global customer base from locations in the United States, Europe, and the Asia-Pacific ("APAC") region. Our direct customer list includes many of the world's best-known and most innovative brands across most major industry verticals, including but not limited to financial, insurance and investment services, information service, direct marketing, retail, automotive, telecommunications, technology, consumer packaged goods, media, healthcare, travel and hospitality, entertainment and non-profit. Through our expansive partner ecosystem we serve thousands of additional companies, unlocking access to unique customer moments and creating powerful network effects.

Operating Segment

The Company provides a data collaboration platform, essentially acting as a data collaboration hub where businesses can securely share and manage first-party consumer data with trusted partners while prioritizing data privacy and ethics. The Company has one primary business activity, its data collaboration platform, as described in the business description section of Note 1, "Organization and Summary of Significant Accounting Policies." The Company generates revenue from subscription fees from clients accessing our platform and from transactional usage-based fees from arrangements with certain publishers and addressable TV providers, and professional services fees. The platform is used by customers globally in a similar manner across geographies, channels and verticals.

The Company's chief operating decision maker ("CODM"), the Chief Executive Officer ("CEO"), manages the Company's business activities as a single operating and reportable segment at the consolidated level. Under ASC 280 Segment Reporting, operating segments are defined as components of an enterprise for which separate financial information is evaluated regularly by our CODM. Our CODM uses net income (loss), among other measures, for budgeting and resource allocation purposes on a consolidated basis. Consolidated net income (loss) on the consolidated statements of operations is the measure of financial profit and loss most closely aligned with generally accepted accounting principles that is used by the CODM to assess performance against the Company's annual financial plans as well as to allocate resources, such as decisions regarding headcount goals, significant

contracts, internal investments and other items. The measure of segment assets is reported on the consolidated balance sheets as total consolidated assets.

Sources of Revenues

LiveRamp recognizes revenue from the following sources: (i) Subscription revenue, which consists primarily of subscription fees from customers accessing our platform; and (ii) Marketplace and Other revenue, which primarily consists of revenue-sharing fees generated from data transactions through our LiveRamp Data Marketplace, transactional usage-based revenue from arrangements with certain publishers and addressable TV providers, and professional services fees.

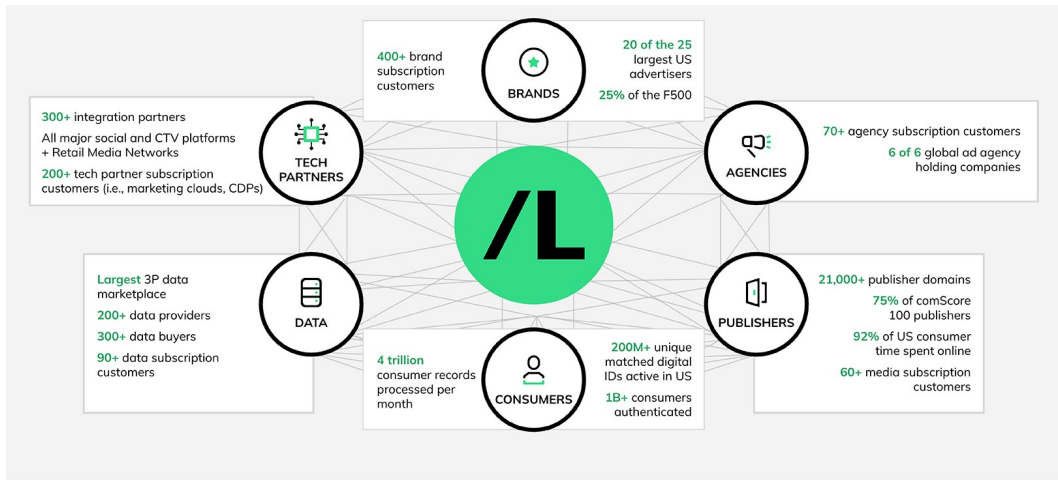
/LiveRamp Data Collaboration Platform

As depicted in the graphic below, we power the industry's leading enterprise platform for data collaboration. We enable organizations to access and leverage data more effectively across the applications they use to interact with their customers. At the core of our platform is an omnichannel, deterministic identity resolution technology that offers unparalleled accuracy, breadth, and depth. Leveraging deep expertise in data collaboration, the /LiveRamp Data Collaboration Platform enables an organization to unify customer and prospect data (first-, second-, or third-party) to build a single view of the customer in a way that protects consumer privacy. First-party data is data collected firsthand through a company's controlled channels. Second-party data is data that a company shares directly with a trusted business partner. Third-party data is data collected and sold by a company through an online data marketplace to companies with which it does not have a direct relationship. This single customer view can then be connected across any of the 500 partners in our ecosystem in order to support a variety of people-based marketing solutions.

The /LiveRamp Data Collaboration Platform provides customers with four core capabilities:

- **Live/Identity.** We provide enterprise identity infrastructure that resolves disparate consumer identities across different internal and external systems to create an accurate, connected view of the customer. Our approach to identity is built from two complementary graphs, combining offline data and online data and providing accuracy with a focus on privacy. LiveRamp technology for directly identifiable information (or "DII") gives brands and platforms the ability to connect and update what they know about consumers, resolving DII across enterprise databases and systems to deliver better customer experiences. Our digital identity graph, powered by our Authenticated Traffic Solution (or "ATS"), associates pseudonymous device IDs, TV IDs and other online customer IDs from premium publishers, platforms or data providers, around a RampID™, a durable and privacy-centric connector to the digital ecosystem. This provides marketers with a consistent view of the consumer that is necessary for audience segmentation, targeting, and measurement.
- **Live/Access.** Our Data Marketplace provides customers with simplified access to industry-leading third-party data providers globally. The /LiveRamp Data Collaboration Platform allows for the search, discovery and distribution of data provided by third-party data providers to improve targeting, measurement, and customer intelligence. Data accessed through the LiveRamp Data Marketplace is connected via RampID and is utilized to enrich our customers' first-party data and then can be leveraged across technology and media platforms, agencies, analytics environments, and TV partners. Our platform also provides tools for data providers to manage the organization, distribution, and operation of their data and services across our network of customers and partners. Today we work with more than 225 data providers across all verticals and data types.
- **Live/Connectivity.** We enable organizations to leverage their customer and prospect data in the digital and TV ecosystems and across the customer experience applications they use through a safe and secure data matching process called data onboarding. Our technology ingests a customer's first-party data, removes all DII, and replaces it with a pseudonymized RampID. RampID can then be distributed through direct integrations to the top platforms our customers work with, including leading marketing cloud providers, publishers and social networks, personalization tools, and connected TV services. We connect data across an ecosystem of more than 500 partners, representing one of the largest networks of connections in the digital marketplace.

- Live/Insights.** Data Collaboration using clean room technology enables advanced measurement and analytics that helps produce insight-driven innovation. We enable data collaboration between organizations and their trusted partners in a neutral, manageable environment. Our platform provides customers with collaborative opportunities to safely and securely build a more accurate, dynamic view of their customers by leveraging partner data. We power more accurate, more complete measurement with the measurement vendors and partners our customers use. Our platform allows customers to combine disparate data files, typically advertising exposure and customer sales transactions, securely by replacing customer identifiers with RampID. Customers then can use that aggregated view of each customer to measure reach and frequency, sales lift, closed loop offline-to-online conversion and cross-channel attribution.



Subscription

We primarily charge for our platform services on an annual basis. Our subscription pricing is based primarily on data volume, which is a function of data input records and connection points.

Our solutions are sold to enterprise marketers and the companies they partner with to execute their marketing, including agencies, marketing technology providers, publishers and data providers. Today, we work with 840 direct customers worldwide and serve thousands of additional customers indirectly through our reseller partnership arrangements.

- Brands and Agencies.** We work with over 500 of the largest brands and agencies in the world, helping them execute people-based marketing by creating an omni-channel understanding of the consumer, activating that understanding across their choice of digital marketing platforms and measuring the results to help optimize future marketing campaigns.
- Advertising and Marketing Technology Providers.** We provide advertising and marketing technology providers with the identity foundation required to offer people-based targeting, measurement and personalization within their platforms. This adds value for brands by increasing reach, as well as the speed at which they can activate their marketing data.
- Publishers.** We enable publishers of any size to offer people-based marketing on their properties. This adds value for brands by providing direct access to their customers and prospects in the publisher's premium inventory.

- **Data Sellers.** Leveraging our vast network of integrations, we allow data sellers to easily connect to the digital ecosystem and monetize their own data. Data can be distributed to customers or made available through the LiveRamp Data Marketplace feature. This adds value for brands as it allows them to augment their understanding of consumers and increase their understanding of customers and prospects.

Marketplace and Other

As we have scaled the LiveRamp network and technology, we have found additional ways to leverage our platform, deliver more value to customers and create incremental revenue streams. Leveraging our common identity system and broad integration network, the Data Marketplace seamlessly connects data sellers' audience data across the marketing ecosystem. The Data Marketplace enables data sellers to easily monetize their data across hundreds of marketing platforms and publishers. At the same time, it provides a single platform where data buyers, including platforms and publishers, in addition to brands and their agencies, access third-party data from data sellers supporting all industries and encompassing all types of data. Data providers include sources and brands exclusive to LiveRamp, emerging platforms with access to previously unavailable deterministic data, and data partnerships enabled by our platform.

We generate revenue from the Data Marketplace primarily through revenue-sharing arrangements with data sellers that are monetizing their data assets via our marketplace platform service. We also generate Marketplace and Other revenue through transactional usage-based arrangements with certain publishers and addressable TV providers. Data Marketplace revenue is recognized net of the share of revenue earned by the data seller.

To complement our product offering, we provide professional services and enhanced support entitlements to help customers leverage our platform and drive business outcomes. Our services offering includes product implementation, data science analytics, audience measurement and general advisory. We generate revenue from services primarily from project fees paid by subscribers to our platform. Service projects are sold on an ad hoc basis as well as bundled with platform subscriptions. Professional services revenue is less than 5% of total Company revenue.

Summary Results and Notable Events

A financial summary of the twelve months ended March 31, 2025 compared to the twelve months ended March 31, 2024 is presented below:

- Revenues were \$745.6 million, a 13.0% increase from \$659.7 million.
- Cost of revenue was \$215.9 million, a 20.3% increase from \$179.5 million.
- Gross margin decreased to 71.0% from 72.8%.
- Total operating expenses were \$524.3 million, an 11.8% increase from \$468.8 million.
- Cost of revenue and operating expenses for the twelve months ended March 31, 2025 and 2024 included the following items:
 - Non-cash stock compensation of \$108.0 million and \$71.3 million, respectively (cost of revenue of \$6.2 million and \$3.6 million, respectively, and operating expenses of \$101.8 million and \$67.8 million, respectively)
 - Purchased intangible asset amortization of \$14.4 million and \$8.8 million, respectively (cost of revenue)
 - Transformation costs in 2024 of \$1.9 million (general and administrative)
 - Restructuring and other charges of \$8.0 million and \$11.7 million, respectively (operating expenses)
- Total other income, net was \$17.4 million, a decrease of \$5.5 million from \$23.0 million.
- Net loss was \$0.8 million, or \$(0.01) per diluted share, compared to net earnings of \$11.9 million, or \$0.17 per diluted share.
- Net cash provided by operating activities was \$154.0 million compared to \$105.7 million.
- The Company repurchased 3.8 million shares of its common stock for \$101.1 million compared to 2.1 million shares for \$60.5 million under the Company's common stock repurchase program.

This summary and the following discussion and analysis highlight financial results as well as other significant events and transactions of the Company during the twelve months ended March 31, 2025 compared to the twelve months ended March 31, 2024, unless otherwise stated. However, this summary is not intended to be a full discussion of the Company's results. This summary should be read in conjunction with the following discussion of Results of Operations and Capital Resources and Liquidity and with the Company's consolidated financial statements and footnotes accompanying this Annual Report on Form 10-K. Discussion and analysis for the fiscal year ended March 31, 2024 compared to the same period ended March 31, 2023 may be found in the section titled "Management's Discussion and Analysis of Financial Condition and Results of Operations" in our Annual Report on Form 10-K for the year ended March 31, 2024, filed with the Securities and Exchange Commission on May 22, 2024.

On August 14, 2024, the Company's board of directors approved an amendment to the existing common stock repurchase program, which was initially adopted in 2011. The amendment authorized an additional \$200.0 million in share repurchases, increasing the total amount authorized for repurchase under the common stock repurchase program to \$1.3 billion. In addition, it extended the common stock repurchase program duration through December 31, 2026.

On March 6, 2025, the Company announced a workforce restructuring involving approximately 65 full-time employees, representing approximately 5% of the Company's full-time employees. The restructuring is part of a broader strategic reprioritization to build a stronger, more profitable company by tightening our focus and simplifying and driving efficiency into our business processes. During the fourth quarter of our fiscal year ended March 31, 2025, we incurred \$7.2 million of restructuring and related charges primarily related to employee severance and benefits.

Critical Accounting Policies

We prepare our consolidated financial statements in conformity with U.S. generally accepted accounting principles (“GAAP”) as set forth in the Financial Accounting Standards Board’s (“FASB”) Accounting Standards Codification (“ASC”), and we consider the various staff accounting bulletins and other applicable guidance issued by the United States Securities and Exchange Commission (“SEC”). GAAP, as set forth within the ASC, requires management to make certain estimates, judgments and assumptions. We believe that the estimates, judgments and assumptions upon which we rely are reasonable based upon information available to us at the time that these estimates, judgments and assumptions are made. These estimates, judgments and assumptions can affect the reported amounts of assets and liabilities and the disclosure of contingent assets and liabilities as of the date of the financial statements and the reported amounts of revenues and expenses during the reporting periods. Note 1 to the accompanying consolidated financial statements includes a summary of significant accounting policies used in the preparation of LiveRamp’s consolidated financial statements. Of those policies, we have identified the following as the most critical because they are both important to the portrayal of the Company’s financial condition and operating results, and they may require management to make judgments and estimates about inherently uncertain matters:

- Revenue Recognition
- Accounting for Income Taxes
- Business Combinations

Revenue Recognition

The Company’s policy follows the guidance from ASC 606, *Revenue from Contracts with Customers*.

LiveRamp recognizes revenue from the following sources: (i) Subscription revenue, which consists primarily of subscription fees from customers accessing our LiveRamp platform; and (ii) Marketplace and Other revenue, which primarily consists of revenue-sharing fees generated from access to data through our LiveRamp Data Marketplace, professional services including product implementation, data science analytics and audience measurement, and transactional usage-based revenue from arrangements with certain publishers and addressable TV providers.

We determine revenue recognition through the following steps:

- Identification of the contract, or contracts, with a customer;
- Identification of the performance obligations in the contract;
- Determination of the transaction price;
- Allocation of the transaction price to the performance obligations in the contract; and
- Recognition of revenue when, or as, the performance obligations are satisfied.

Identification of the contract

We consider the terms and conditions of the contract and our customary business practices when identifying our contracts under ASC 606. We determine we have a contract or contract modification with a customer when the contract is approved and the parties are committed to performing their respective obligations, we can identify each party’s rights regarding the services to be transferred, we can identify the payment terms for the services, we have determined the contract has commercial substance, and we have determined that collection of at least some of the contract consideration is probable. At contract inception we evaluate whether two or more contracts should be combined and accounted for as a single contract and whether the single or combined contract includes one or multiple performance obligations. We apply judgment in determining the customer’s ability to pay, which is based on a variety of factors, including the customer’s historical payment experience.

Identification of the performance obligations

As part of accounting for arrangements with multiple performance obligations, we must assess whether each performance obligation is distinct. A good or service that is promised to a customer is distinct if the customer can benefit from the good or service either on its own or together with other resources that are readily available to the customer, and a company's promise to transfer the good or service to the customer is separately identifiable from other promises in the contract. We have determined that our subscriptions to the platform are a distinct performance obligation and access to data for revenue-sharing and usage-based arrangements is a distinct performance obligation because, once a customer has access to the platform, the service is fully functional and does not require any additional development, modification, or customization.

Determination of the transaction price

The transaction price is the amount of consideration we expect to be entitled to in exchange for transferring services to a customer, excluding sales taxes that are collected on behalf of government agencies. Variable consideration is assessed and included in the transaction price if, in our judgment, it is probable that a significant future reversal of cumulative revenue under the contract will not occur. None of our contracts contain a significant financing component.

Allocation of the transaction price to the performance obligations in the contract

If the contract contains a single performance obligation, the entire transaction price is allocated to the single performance obligation. Contracts that contain multiple performance obligations require an allocation of the transaction price to each distinct performance obligation based on the standalone selling price ("SSP") of each service. We generally determine the SSP based on contractual selling prices when the obligation is sold on a standalone basis, as well as market conditions, competition, and pricing practices. As pricing and marketing strategies evolve, we may modify our pricing practices in the future, which could result in changes to SSP.

Recognition of revenue when, or as, the performance obligations are satisfied

Revenues are recognized when or as control of the promised services is transferred to customers. Subscription revenue is generally recognized ratably over the subscription period beginning on the date the services are made available to customers. Marketplace and other revenue is typically transactional in nature, tied to a revenue share or volumes purchased. We report revenue from Data Marketplace and other similar transactions on a net basis because our performance obligation is to facilitate a transaction between data providers and data buyers, for which we earn a portion of the gross fee. Consequently, the portion of the gross amount billed to data buyers that is remitted to data providers is not reflected as revenues. We generate revenue from services primarily from project fees paid by subscribers to our platform. Service projects are sold on an ad hoc basis as well as bundled with platform subscriptions.

Accounting for Income Taxes

The Company makes estimates and judgments in determining the provision for income taxes for financial statement purposes. These estimates and judgments occur in the calculation of tax credits, benefits, and deductions, and in the calculation of certain deferred tax assets and liabilities that arise from differences in the timing of recognition of revenue and expense for tax and financial statement purposes, as well as the interest and penalties related to uncertain tax positions. Significant changes in these estimates may result in an increase or decrease to the tax provision in a subsequent period. The Company assesses the likelihood that it will be able to recover its deferred tax assets. If recovery is not likely, the Company increases the provision for taxes by recording a valuation allowance against the deferred tax assets that it estimates will not ultimately be recoverable.

The calculation of tax liabilities involves dealing with uncertainties in the application of complex tax laws and regulations. The Company recognizes liabilities for uncertain tax positions based on a two-step process pursuant to ASC 740, *Income Taxes*. The first step is to evaluate the tax position for recognition by determining whether the weight of available evidence indicates that it is more likely than not that the position will be sustained on audit, including resolution of related appeals or litigation processes, if any. If the Company determines that a tax position will more likely than not be sustained on audit, the second step requires the Company to estimate and measure the tax benefit as the largest amount that is more than 50% likely to be realized upon ultimate settlement. It is inherently difficult and subjective to estimate such amounts, as the Company must determine the probability of various outcomes.

The Company re-evaluates these uncertain tax positions on a quarterly basis. This evaluation is based on factors such as changes in facts or circumstances, changes in tax law, new audit activity, and effectively settled issues. Determining whether an uncertain tax position is effectively settled requires judgment. Such a change in recognition or measurement would result in the recognition of a tax benefit or an additional charge to the tax provision.

Business Combinations

We apply the provisions of ASC 805, *Business Combinations*, in accounting for acquisitions. ASC 805 requires us to determine if assets or a business was acquired. If a business was acquired, it requires us to recognize separately from goodwill the fair value of the assets acquired and the liabilities assumed at the acquisition date. Goodwill as of the acquisition date is measured as the excess of the fair value of consideration transferred over the net of the acquisition date fair values of the assets acquired and the liabilities assumed. While we use our best estimates and assumptions to accurately value assets acquired and liabilities assumed at the acquisition date as well as any contingent consideration, where applicable, our estimates are inherently uncertain and subject to refinement. As a result, during the measurement period, which may be up to one year from the acquisition date, we record adjustments resulting from new information about facts and circumstances that existed at the acquisition date and falls within the measurement period to the assets acquired and liabilities assumed with the corresponding offset to goodwill. Upon the conclusion of the measurement period or final determination of the values of assets acquired and liabilities assumed, whichever comes first, any subsequent adjustments are recorded to our consolidated statements of operations.

Key Performance Metrics

In addition to measures of financial performance presented in our consolidated financial statements, we monitor the key metrics set forth below to help us evaluate revenue growth trends, establish budgets and measure the effectiveness of our sales and marketing efforts. The below data is presented in millions, except for percentages.

			% Change	
	March 31, 2025	March 31, 2024	March 31, 2025 from March 31, 2024	March 31, 2024 from March 31, 2023
Subscription net retention	104 %	103 %	1 %	6 %
Annualized recurring revenue	\$ 504	\$ 467	8 %	10 %
Remaining performance obligation	\$ 710	\$ 566	25 %	20 %
Current remaining performance obligation	\$ 471	\$ 414	14 %	23 %

Subscription Net Retention

Subscription net retention ("SNR") is defined as the current quarter subscription revenue (net) from customers who have been on our platform for one year or more, divided by the prior year quarter subscription revenue (net), inclusive of upsell, churn (lost contract), downsell (contract reduction), and variable revenue changes. SNR excludes revenue from new customers that have not been on our platform for one year or more. We believe our SNR is an important metric that provides insight into the long-term value of our subscription agreements and our ability to retain and grow revenue from our subscription customer base. SNR rate is an operational metric, and there is no comparable GAAP financial measure to which we can reconcile this particular key metric.

SNR at March 31, 2025 compared to March 31, 2024 increased 1%. The acquisition of Habu contributed approximately two percentage points to the prior year growth. Excluding the Habu impact in the prior year, lower contraction levels and increasing upsell revenue were the primary contributors to the additional improvement.

Annualized Recurring Revenue

Annualized Recurring Revenue ("ARR") is defined as the last month of quarter fixed subscription revenue annualized and does not include any variable or non-recurring revenue amounts. We believe ARR provides important information about our future revenue potential, our ability to acquire new customers, and our ability to maintain and expand our relationship with existing customers. ARR is not a forecast of future revenue, which can be impacted by contract start and end dates and renewal rates. ARR should be viewed independently of revenue and deferred revenue, as ARR is an operating metric and is not intended to be combined with or replace these items. Our use of ARR has limitations as an analytical tool, and investors should not consider it in isolation. Other companies in our industry may calculate ARR differently, which reduces its usefulness as a comparative measure.

Our ARR growth of 8% was attributable to both new customer revenue and net growth (upsell revenue less downsell and churn) in existing customer revenue. The acquisition of Habu contributed approximately three percentage points to the prior year growth of 10%. Excluding the impact of the Habu acquisition in the prior year, the growth rate improvement of 1% is due to improved downsell and churn.

Remaining Performance Obligations and Current Remaining Performance Obligations

Remaining performance obligations ("RPO") is defined as all future revenue under contract that has not yet been recognized as revenue. Future invoicing is determined to be certain when we have an executed non-cancellable contract or a significant penalty that is due upon cancellation, and invoicing is not dependent on a future event such as the delivery of a specific new product or feature, or the achievement of contractual contingencies. Current RPO ("CRPO") represents RPO to be recognized over the next twelve months.

While the Company believes RPO and CRPO are leading indicators of revenue as they represent sales activity not yet recognized in revenue, they are not necessarily indicative of future revenue growth as they are influenced by

several factors, including seasonality of contract renewal timing and average contract terms. The Company monitors RPO and CRPO to manage the business and evaluate performance. RPO and CRPO increased due to several large, multi-year renewals. The relative change in both RPO and CRPO growth (in terms of % change) is primarily due to the size and timing of multi-year renewals.

Results of Operations

A summary of selected financial information for each of the periods reported is presented below (dollars in thousands, except per share amounts):

	For the twelve months ended March 31,		
	2025	2024	% Change
Revenues	\$ 745,580	\$ 659,661	13
Cost of revenue	215,910	179,489	20
Gross profit	529,670	480,172	10
Total operating expenses	524,266	468,768	12
Income from operations	5,404	11,404	(53)
Total other income, net	17,436	22,957	(24)
Income tax expense	25,342	24,270	4
Net earnings (loss) from continuing operations	\$ (2,502)	\$ 10,091	(125)
Diluted earnings (loss) per share from continuing operations	\$ (0.04)	\$ 0.15	(125)

Revenues

The Company's revenues for each of the periods reported is presented below (dollars in thousands):

	For the twelve months ended March 31,		
	2025	2024	% Change
Revenues:			
Subscription	\$ 568,880	\$ 513,641	11
Marketplace and Other	176,700	146,020	21
Total revenues	\$ 745,580	\$ 659,661	13

Total revenues were \$745.6 million for the twelve months ended March 31, 2025, an \$85.9 million, or 13.0%, increase compared to the same period a year ago. The increase was due to revenue growth in both Subscription and Marketplace and Other. The Subscription revenue growth was \$55.2 million, or 10.8%, primarily due to upsell to existing customers and higher variable revenue. Subscription revenue also included approximately \$12.6 million of incremental revenue associated with the fiscal 2024 acquisition of Habu. The Marketplace and Other revenue growth was \$30.7 million, or 21.0%, primarily due to Data Marketplace and Services growth. On a geographic basis, U.S. revenue increased \$86.1 million, or 13.9%. International revenue decreased \$0.2 million, or 0.5%.

Cost of Revenue and Gross Profit

The Company's cost of revenue and gross profit for each of the periods reported is presented below (dollars in thousands):

	For the twelve months ended March 31,		
	2025	2024	% Change
Cost of revenue	\$ 215,910	\$ 179,489	20
Gross profit	\$ 529,670	\$ 480,172	10
Gross margin (%)	71.0 %	72.8 %	(2)

Cost of revenue includes third-party direct costs including identity graph data, other data and cloud-based hosting costs, as well as costs of IT, security product operations and professional services functions. Cost of revenue also includes amortization of acquisition-related intangibles.

Cost of revenue was \$215.9 million for the twelve months ended March 31, 2025, a \$36.4 million, or 20.3%, increase from the same period a year ago. Gross profit increased to \$529.7 million (71.0% gross margin) from \$480.2 million (72.8% gross margin) in the prior period due to the revenue increase of \$85.9 million offset partially by an increase in cloud infrastructure costs (increased \$20.9 million) driven by increased customer usage, services costs (increased \$8.5 million) due to increases in headcount and contingent workers, intangible asset amortization (increased \$5.6 million due to the Habu acquisition in the prior year) and stock-based compensation expense (increased \$2.6 million). U.S. gross margins decreased to 71.8% from 74.7%, and International gross margins increased to 57.4% from 44.7%.

Operating Expenses

The Company's operating expenses for each of the periods reported is presented below (dollars in thousands):

	For the twelve months ended		
	March 31,		
	2025	2024	% Change
Operating expenses:			
Research and development	\$ 176,668	\$ 151,201	17
Sales and marketing	213,106	195,693	9
General and administrative	126,499	110,166	15
Gains, losses and other items, net	7,993	11,708	(32)
Total operating expenses	<u>\$ 524,266</u>	<u>\$ 468,768</u>	<u>12</u>

Research and development ("R&D") expense includes operating expenses for the Company's engineering and product/project management functions supporting research, new development, and related product enhancement.

R&D expenses were \$176.7 million for the twelve months ended March 31, 2025, an increase of \$25.5 million, or 16.8%, compared to the same period a year ago, and are 23.7% of total revenues compared to 22.9% in the prior year. The increase is primarily due to stock-based compensation expense (increased \$14.5 million), headcount-related expenses (increased \$8.5 million) and cloud R&D hosting expenses (increased \$2.4 million). Stock-based compensation expense in the prior year was favorably impacted due to the acceleration of stock-based compensation expense in the fourth quarter of fiscal 2023.

Sales and marketing ("S&M") expense includes operating expenses for the Company's sales, marketing, and product marketing functions. S&M expense also includes provisions for credit losses.

S&M expenses were \$213.1 million for the twelve months ended March 31, 2025, an increase of \$17.4 million, or 8.9%, compared to the same period a year ago, and are 28.6% of total revenues compared to 29.7% in the prior year. The increase is primarily due to stock-based compensation expense (increased \$8.5 million), headcount-related expenses (increased \$7.1 million), third-party marketing expenses (increased \$2.2 million), and professional services expenses (increased \$1.9 million), offset partially by a decrease in bad debt expense (decreased \$1.6 million). Stock-based compensation expense in the prior year was favorably impacted due to the acceleration of stock-based compensation expense in the fourth quarter of fiscal 2023.

General and administrative ("G&A") expense represents operating expenses for the Company's finance, human resources, legal, corporate IT, and other corporate administrative functions.

G&A expenses were \$126.5 million for the twelve months ended March 31, 2025, an increase of \$16.3 million, or 14.8%, compared to the same period a year ago, and are 17.0% of total revenues compared to 16.7% in the prior year period. The increase is primarily due to stock-based compensation expense (increased \$11.0 million) and professional services expenses (increased \$8.5 million), offset partially by a decrease in transformation costs (decreased \$1.9 million). Stock-based compensation expense in the prior year was favorably impacted due to the acceleration of stock-based compensation expense in the fourth quarter of fiscal 2023.

Gains, losses, and other items, net represents restructuring costs and other adjustments.

Gains, losses and other items, net was \$8.0 million for the twelve months ended March 31, 2025, a decrease of \$3.7 million compared to the same period a year ago. The current year costs are primarily related to termination benefits for employees whose positions were or will be eliminated. The prior year costs primarily included \$4.2 million related to termination benefits for employees whose positions were eliminated, \$2.9 million related to the impairment of APAC goodwill, \$2.8 million of third-party merger costs associated with the Habu acquisition, and \$1.8 million in lease impairments and restructuring.

Income from Operations and Operating Margin

Income from operations was \$5.4 million for the twelve months ended March 31, 2025 compared to income from operations of \$11.4 million in the same period a year ago. Operating margin was 0.7% compared to 1.7% in the prior year period. Margins were negatively impacted by increased stock-based compensation (increased \$36.7 million). Stock-based compensation in the prior year was favorably impacted due to the acceleration of stock-based compensation expense in the fourth quarter of fiscal 2023.

Total Other Income and Income Taxes

Total other income, net was \$17.4 million for the twelve months ended March 31, 2025 compared to \$23.0 million in the same period a year ago. The decrease is primarily attributable to lower invested cash balances in the current year. Invested cash balances are lower primarily due to the acquisition of Habu in the fourth quarter of last year.

Income tax expense was \$25.3 million on income from continuing operations before income taxes of \$22.8 million for the twelve months ended March 31, 2025, resulting in a 111.0% effective tax rate. This compares to a prior year income tax expense of \$24.3 million on income from continuing operations before income taxes of \$34.4 million, or a 70.6% effective tax rate. Tax expense for all periods reflects the impact of the valuation allowance and nondeductible stock-based compensation. In accordance with Internal Revenue Code ("IRC") Section 174, as modified by the Tax Cuts and Jobs Act of 2017, research and development expenditures are required to be capitalized and amortized over five years (15 years for foreign-based costs). Due to the valuation allowance, the Company has not recorded a deferred tax benefit for future amortization deductions.

Discontinued Operations

Earnings from discontinued operations, net of tax, was \$1.7 million for the twelve months ended March 31, 2025 compared to \$1.8 million in the prior year. During fiscal 2019, the Company completed the sale of its Acxiom Marketing Solutions ("AMS") business, and the business qualified for treatment as discontinued operations. Significant income taxes were incurred and paid on the gain from the sale of AMS. During the twelve months ended March 31, 2025 and 2024, the Company recovered certain previously paid state income taxes, net of fees, arising from the sale of AMS.

Capital Resources and Liquidity

The Company's cash and cash equivalents are primarily located in the United States. At March 31, 2025, approximately \$20.6 million of the total cash balance of \$413.3 million, or approximately 5.0%, was located outside of the United States.

Trade accounts receivable, net balances were \$186.2 million at March 31, 2025, a decrease of \$4.1 million, compared to \$190.3 million at March 31, 2024. Days sales outstanding ("DSO"), a measurement of the time it takes to collect receivables, was 89 days at March 31, 2025, compared to 101 days at March 31, 2024. DSO can fluctuate due to the timing and nature of contracts that lead to up-front billings related to deferred revenue on services not yet performed, and Data Marketplace contracts, which are billed on a gross basis, recognized on a net basis, but for which the amount that is due to data sellers is not reflected as an offset to accounts receivable. Compared to March 31, 2024, DSO at March 31, 2025 was positively impacted by approximately three days as the increased impact of Data Marketplace gross accounts receivable was offset by collections of Data Marketplace receivables. All customer accounts are actively managed, and no losses in excess of amounts reserved are currently expected.

Working capital at March 31, 2025 totaled \$408.7 million, a \$23.2 million increase when compared to \$385.5 million at March 31, 2024.

Management believes that the Company's existing available cash will be sufficient to meet the Company's working capital and capital expenditure requirements for the short-term (the next 12 months) and separately in the long-term (beyond the next 12 months). However, in light of the recent tariffs and other trade restrictions, risk of recession, the military conflicts in Europe and the Middle East, cost increases, high interest rates, capital markets volatility and general inflationary pressures, our liquidity position may change due to the inability to collect from our customers, inability to raise new capital via issuance of equity or debt, and disruption in completing repayments or disbursements to our creditors. These impacts have caused significant disruptions to the global financial markets, which could increase the cost of capital and adversely impact our ability to raise additional capital, which could negatively affect our liquidity in the future. We have historically taken and may continue to take advantage of opportunities to generate additional liquidity through capital market transactions. The amount, nature, and timing of any capital market transactions will depend on our operating performance and other circumstances; our then-current commitments and obligations; the amount, nature, and timing of our capital requirements; and overall market conditions. If we are unable to raise funds as and when we need them, we may be forced to curtail our operations.

Cash Flows

The following table summarizes our cash flows for the periods reported (dollars in thousands):

	For the twelve months ended	
	March 31,	
	2025	2024
Net cash provided by operating activities	\$ 153,965	\$ 105,656
Net cash provided by (used in) investing activities	\$ 21,392	\$ (173,680)
Net cash used in financing activities	\$ (102,696)	\$ (59,115)
Net cash provided by discontinued operations	\$ 1,688	\$ 1,790

Operating Activities

Cash flows from operating activities are primarily influenced by growth in our operations, increases or decreases in collections from our customers, and related payments to our suppliers and employees. The timing of cash receipts from customers and payments to suppliers can significantly impact our cash flows from operating activities. Our collection and payment cycles can vary from period to period.

Net cash provided by operating activities for the twelve months ended March 31, 2025 was \$154.0 million and resulted primarily from operating results adjusted for non-cash items of \$122.7 million and changes in operating assets and liabilities of \$31.2 million. The largest source of net cash provided by changes in operating assets and liabilities was an increase in deferred revenue of \$14.9 million. The change in deferred revenue is primarily due to growth in quarterly and annual upfront billings to customers.

Net cash provided by operating activities for the twelve months ended March 31, 2024 was \$105.7 million and resulted primarily from operating results adjusted for non-cash items of \$100.6 million and changes in operating assets and liabilities of \$5.1 million. Net cash provided by operating assets and liabilities was primarily related to a decrease in refundable income taxes of \$22.3 million primarily related to a \$29.2 million Internal Revenue Service refund related to the twelve months ended March 31, 2021, an increase in accounts payable and other liabilities of \$8.5 million and an increase in deferred revenue of \$8.3 million, offset partially by an increase in accounts receivable of \$32.3 million and an increase in deferred commissions of \$11.1 million. The change in accounts payable and other liabilities is primarily due to the increased accrual of annual incentive compensation and the timing of payments to suppliers. The change in accounts receivable is primarily due to revenue growth and the timing of cash receipts from customers.

Investing Activities

Our investing activities have primarily consisted of business acquisitions, capital expenditures, purchases and sales of investments and strategic investments. Capital expenditures may vary from period to period due to the timing of the expansion of our operations, the addition of new headcount, new facilities, and acquisitions. Investing activities also include purchases and sales of short-term investments using available cash reserves.

Net cash provided by investing activities for the twelve months ended March 31, 2025 was \$21.4 million and consisted of the proceeds from the sale of short-term investments of \$27.0 million and proceeds from the sale of a strategic investment of \$0.8 million, partially offset by purchases of short-term investments of \$2.0 million, cash paid related to the Habu acquisition of \$2.0 million, the purchases of strategic investments of \$1.4 million, and capital expenditures of \$1.0 million.

Net cash used in investing activities for the twelve months ended March 31, 2024 was \$173.7 million and consisted of the acquisition of Habu of \$170.3 million, capital expenditures of \$4.3 million, purchases of strategic investments of \$1.0 million, and purchases of short-term investments of \$48.9 million partially offset by the proceeds from the sale of short-term investments of \$50.8 million.

Financing Activities

Our financing activities have consisted of acquisition of treasury stock, proceeds from our equity compensation plans, and shares repurchased for tax withholdings upon vesting of stock-based awards.

Net cash used in financing activities in the twelve months ended March 31, 2025 was \$102.7 million and consisted of the acquisition of treasury shares pursuant to the board of directors' approved stock repurchase plan, and related excise tax payments, of \$101.2 million (3.8 million shares), and \$10.3 million for shares repurchased for tax withholdings upon vesting of stock-based awards. These uses of cash were partially offset by \$8.8 million of proceeds from the sale of common stock from our equity compensation plans.

Net cash used in financing activities in the twelve months ended March 31, 2024 was \$59.1 million and consisted of the acquisition of treasury shares pursuant to the board of directors' approved stock repurchase plan of \$60.5 million (2.1 million shares), and \$5.8 million for shares repurchased for tax withholdings upon vesting of stock-based awards. These uses of cash were partially offset by \$7.2 million of proceeds from the sale of common stock from our equity compensation plans.

Common Stock Repurchase Program

On August 14, 2024, the Company's board of directors approved an amendment to the existing common stock repurchase program, which was initially adopted in 2011. The amendment authorized an additional \$200.0 million in share repurchases, increasing the total amount authorized for repurchase under the common stock repurchase program to \$1.3 billion. In addition, it extended the common stock repurchase program duration through December 31, 2026.

During the twelve months ended March 31, 2025, the Company repurchased 3.8 million shares of its common stock for \$101.1 million under the modified common stock repurchase program. The repurchase amounts included in the fiscal 2025 consolidated statements of stockholders equity and the consolidated statements of cash flows included amounts related to the 1% excise tax on share repurchases, net of share issuances, as a result of the Inflation Reduction Act of 2022. Through March 31, 2025, the Company had repurchased a total of 41.5 million shares of its common stock for \$1.0 billion under the program, leaving remaining capacity of \$256.2 million.

Contractual Commitments

The following tables present the Company's contractual cash obligations and purchase commitments at March 31, 2025 (dollars in thousands). Operating leases primarily consist of our various office facilities. Purchase commitments primarily include contractual commitments for the purchase of data, hosting services, software-as-a-service arrangements, and leasehold improvements. The tables do not include the future payment of liabilities related to uncertain tax positions of \$30.3 million as the Company is not able to predict the periods in which the payments will be made.

	For the years ending March 31,						
	2026	2027	2028	2029	2030	Thereafter	Total
Operating leases	\$ 9,577	\$ 9,055	\$ 9,192	\$ 8,886	\$ 2,591	\$ 1,708	\$ 41,009

Future minimum payments as of March 31, 2025 related to restructuring plans as a result of the Company's exit from certain leased office facilities are (dollars in thousands): Fiscal 2026: \$1,799.

	For the years ending March 31,			
	2026	2027	2028	Total
Purchase commitments	\$ 26,029	\$ 8,359	\$ 3,375	\$ 37,763

While the Company does not have any other material contractual commitments for capital expenditures, certain levels of investments in facilities and computer equipment continue to be necessary to support the growth of the business.

For a description of certain risks that could have an impact on results of operations or financial condition, including liquidity and capital resources, see "Risk Factors" contained in Part I, Item 1A, of this Annual Report.

Recent Accounting Pronouncements

For information on recent accounting pronouncements, see "Accounting Pronouncements Adopted During the Current Year" and "Recent Accounting Pronouncements Not Yet Adopted" under Note 1, "Organization and Summary of Significant Accounting Policies," of the Notes to Consolidated Financial Statements accompanying this report.

Report of Independent Registered Public Accounting Firm

To the Stockholders and Board of Directors
LiveRamp Holdings, Inc.:

Opinions on the Consolidated Financial Statements and Internal Control Over Financial Reporting

We have audited the accompanying consolidated balance sheets of LiveRamp Holdings, Inc. and subsidiaries (the Company) as of March 31, 2025 and 2024, the related consolidated statements of operations, comprehensive income (loss), equity, and cash flows for each of the years in the three-year period ended March 31, 2025, and the related notes (collectively, the consolidated financial statements). We also have audited the Company's internal control over financial reporting as of March 31, 2025, based on criteria established in *Internal Control – Integrated Framework (2013)* issued by the Committee of Sponsoring Organizations of the Treadway Commission.

In our opinion, the consolidated financial statements referred to above present fairly, in all material respects, the financial position of the Company as of March 31, 2025 and 2024, and the results of its operations and its cash flows for each of the years in the three-year period ended March 31, 2025, in conformity with U.S. generally accepted accounting principles. Also in our opinion, the Company maintained, in all material respects, effective internal control over financial reporting as of March 31, 2025 based on criteria established in *Internal Control – Integrated Framework (2013)* issued by the Committee of Sponsoring Organizations of the Treadway Commission.

Basis for Opinions

The Company's management is responsible for these consolidated financial statements, for maintaining effective internal control over financial reporting, and for its assessment of the effectiveness of internal control over financial reporting, included in the accompanying Management's Report on Internal Control Over Financial Reporting. Our responsibility is to express an opinion on the Company's consolidated financial statements and an opinion on the Company's internal control over financial reporting based on our audits. We are a public accounting firm registered with the Public Company Accounting Oversight Board (United States) (PCAOB) and are required to be independent with respect to the Company in accordance with the U.S. federal securities laws and the applicable rules and regulations of the Securities and Exchange Commission and the PCAOB.

We conducted our audits in accordance with the standards of the PCAOB. Those standards require that we plan and perform the audits to obtain reasonable assurance about whether the consolidated financial statements are free of material misstatement, whether due to error or fraud, and whether effective internal control over financial reporting was maintained in all material respects.

Our audits of the consolidated financial statements included performing procedures to assess the risks of material misstatement of the consolidated financial statements, whether due to error or fraud, and performing procedures that respond to those risks. Such procedures included examining, on a test basis, evidence regarding the amounts and disclosures in the consolidated financial statements. Our audits also included evaluating the accounting principles used and significant estimates made by management, as well as evaluating the overall presentation of the consolidated financial statements. Our audit of internal control over financial reporting included obtaining an understanding of internal control over financial reporting, assessing the risk that a material weakness exists, and testing and evaluating the design and operating effectiveness of internal control based on the assessed risk. Our audits also included performing such other procedures as we considered necessary in the circumstances. We believe that our audits provide a reasonable basis for our opinions.

Definition and Limitations of Internal Control Over Financial Reporting

A company's internal control over financial reporting is a process designed to provide reasonable assurance regarding the reliability of financial reporting and the preparation of financial statements for external purposes in accordance with generally accepted accounting principles. A company's internal control over financial reporting includes those policies and procedures that (1) pertain to the maintenance of records that, in reasonable detail, accurately and fairly reflect the transactions and dispositions of the assets of the company; (2) provide reasonable

assurance that transactions are recorded as necessary to permit preparation of financial statements in accordance with generally accepted accounting principles, and that receipts and expenditures of the company are being made only in accordance with authorizations of management and directors of the company; and (3) provide reasonable assurance regarding prevention or timely detection of unauthorized acquisition, use, or disposition of the company's assets that could have a material effect on the financial statements.

Because of its inherent limitations, internal control over financial reporting may not prevent or detect misstatements. Also, projections of any evaluation of effectiveness to future periods are subject to the risk that controls may become inadequate because of changes in conditions, or that the degree of compliance with the policies or procedures may deteriorate.

Critical Audit Matter

The critical audit matter communicated below is a matter arising from the current period audit of the consolidated financial statements that was communicated or required to be communicated to the audit committee and that: (1) relates to accounts or disclosures that are material to the consolidated financial statements and (2) involved our especially challenging, subjective, or complex judgments. The communication of a critical audit matter does not alter in any way our opinion on the consolidated financial statements, taken as a whole, and we are not, by communicating the critical audit matter below, providing a separate opinion on the critical audit matter or on the accounts or disclosures to which it relates.

Evaluation of the sufficiency of audit evidence over revenue

As discussed in Notes 1 and 2 to the consolidated financial statements, the Company recorded \$745.6 million of total revenues for the year ended March 31, 2025, of which \$568.9 million was subscription related, and \$176.7 million was marketplace and other related.

We identified the evaluation of the sufficiency of audit evidence over revenue as a critical audit matter. Evaluating the nature and extent of audit evidence obtained for new revenue contracts or amendments of existing contracts required subjective auditor judgment because of the non-standard nature of the Company's revenue contracts.

The following are the primary procedures we performed to address this critical audit matter. We applied auditor judgment to determine the nature and extent of procedures to be performed over new or amended revenue contracts. We tested certain internal controls over the Company's revenue recognition process, including controls over the Company's assessment of the revenue recognition requirements for new or amended revenue contracts. We tested certain new or amended contracts by reading the underlying contracts and evaluating the Company's assessment of revenue recognition requirements. We obtained external confirmation directly from certain of the Company's customers and compared the terms and conditions relevant to the Company's revenue recognition to the Company's contracts with those customers. We assessed the recorded revenue by selecting a sample of transactions and comparing the amounts recognized for consistency with underlying documentation, including contracts with customers. In addition, we evaluated the overall sufficiency of audit evidence over revenue by assessing the results of procedures performed.

/s/ KPMG LLP

We have served as the Company's auditor since 2003.

Dallas, Texas
May 21, 2025

Item 1. Financial Statements

LIVERAMP HOLDINGS, INC. AND SUBSIDIARIES
CONSOLIDATED BALANCE SHEETS
(Dollars in thousands)

	March 31, 2025	March 31, 2024
ASSETS		
Current assets:		
Cash and cash equivalents	\$ 413,331	\$ 336,867
Restricted cash	595	2,604
Short-term investments	7,500	32,045
Trade accounts receivable, net	186,169	190,313
Refundable income taxes, net	9,708	8,521
Other current assets	38,886	31,682
Total current assets	<u>656,189</u>	<u>602,032</u>
Property and equipment, net of accumulated depreciation and amortization	6,184	8,181
Intangible assets, net	20,167	34,583
Goodwill	501,756	501,756
Deferred commissions, net	44,452	48,143
Other assets, net	30,623	36,748
	<u>\$ 1,259,371</u>	<u>\$ 1,231,443</u>
LIABILITIES AND STOCKHOLDERS' EQUITY		
Current liabilities:		
Trade accounts payable	\$ 112,271	\$ 81,202
Accrued payroll and related expenses	50,776	61,575
Other accrued expenses	38,586	42,857
Deferred revenue	45,885	30,942
Total current liabilities	<u>247,518</u>	<u>216,576</u>
Other liabilities	62,994	65,732
Commitments and contingencies (Note 13)		
Stockholders' equity:		
Preferred stock, \$1.00 par value (authorized 1 million shares; issued 0 shares at March 31, 2025 and 2024, respectively)	—	—
Common stock, \$0.10 par value (authorized 200 million shares; issued 159.2 million and 155.9 million shares at March 31, 2025 and 2024, respectively)	15,918	15,594
Additional paid-in capital	2,045,316	1,933,776
Retained earnings	1,313,358	1,314,172
Accumulated other comprehensive income	4,295	3,964
Treasury stock, at cost (93.8 million and 89.7 million shares at March 31, 2025 and 2024, respectively)	(2,430,028)	(2,318,371)
Total stockholders' equity	<u>948,859</u>	<u>949,135</u>
	<u>\$ 1,259,371</u>	<u>\$ 1,231,443</u>

See accompanying notes to consolidated financial statements.

LIVERAMP HOLDINGS, INC. AND SUBSIDIARIES
CONSOLIDATED STATEMENTS OF OPERATIONS
(Dollars in thousands, except per share amounts)

	For the twelve months ended		
	March 31,		
	2025	2024	2023
Revenues	\$ 745,580	\$ 659,661	596,583
Cost of revenue	215,910	179,489	170,084
Gross profit	529,670	480,172	426,499
Operating expenses			
Research and development	176,668	151,201	189,195
Sales and marketing	213,106	195,693	202,437
General and administrative	126,499	110,166	125,351
Gains, losses and other items, net	7,993	11,708	35,316
Total operating expenses	524,266	468,768	552,299
Income (loss) from operations	5,404	11,404	(125,800)
Total other income, net	17,436	22,957	6,946
Income (loss) from continuing operations before income taxes	22,840	34,361	(118,854)
Income tax expense	25,342	24,270	5,252
Net earnings (loss) from continuing operations	(2,502)	10,091	(124,106)
Earnings from discontinued operations, net of tax	1,688	1,790	5,404
Net earnings (loss)	\$ (814)	\$ 11,881	\$ (118,702)
Basic earnings (loss) per share:			
Continuing operations	\$ (0.04)	\$ 0.15	(1.87)
Discontinued operations	\$ 0.03	\$ 0.03	0.08
Basic earnings (loss) per share	\$ (0.01)	\$ 0.18	\$ (1.79)
Diluted earnings (loss) per share:			
Continuing operations	\$ (0.04)	\$ 0.15	(1.87)
Discontinued operations	\$ 0.03	\$ 0.03	0.08
Diluted earnings (loss) per share	\$ (0.01)	\$ 0.17	\$ (1.79)

See accompanying notes to consolidated financial statements.

LIVERAMP HOLDINGS, INC. AND SUBSIDIARIES
CONSOLIDATED STATEMENTS OF COMPREHENSIVE INCOME (LOSS)
(Dollars in thousands)

	For the twelve months ended		
	March 31,		
	2025	2024	2023
Net earnings (loss)	\$ (814)	\$ 11,881	(118,702)
Other comprehensive income (loss):			
Change in foreign currency translation adjustment	331	(540)	(1,226)
Comprehensive income (loss)	<u>\$ (483)</u>	<u>\$ 11,341</u>	<u>(119,928)</u>

See accompanying notes to consolidated financial statements.

LIVERAMP HOLDINGS, INC. AND SUBSIDIARIES
CONSOLIDATED STATEMENTS OF EQUITY
(Dollars in thousands)

	Common Stock		Additional paid-in Capital	Retained earnings	Accumulated other comprehensive income (loss)	Treasury Stock		Total Equity
	Number of shares	Amount				Number of shares	Amount	
Balances at March 31, 2022	149,840,925	\$ 14,984	\$ 1,721,118	\$ 1,420,993	\$ 5,730	(81,205,596)	\$ (2,099,765)	\$ 1,063,060
Employee stock awards, benefit plans and other issuances	399,146	\$ 40	\$ 6,219	\$ —	\$ —	(101,011)	\$ (2,272)	\$ 3,987
Non-cash stock-based compensation	47,093	5	117,346	—	—	—	—	117,351
Restricted stock units vested	3,253,815	325	(325)	—	—	—	—	—
Liability-classified restricted stock units vested	446,805	45	11,558	—	—	—	—	11,603
Acquisition of treasury stock	—	—	—	—	—	(6,066,230)	(149,997)	(149,997)
Comprehensive loss:								
Foreign currency translation	—	—	—	—	(1,226)	—	—	(1,226)
Net loss	—	—	—	(118,702)	—	—	—	(118,702)
Balances at March 31, 2023	153,987,784	\$ 15,399	\$ 1,855,916	\$ 1,302,291	\$ 4,504	(87,372,837)	\$ (2,252,034)	\$ 926,076
Employee stock awards, benefit plans and other issuances	369,442	\$ 38	\$ 7,184	\$ —	\$ —	(219,270)	\$ (5,835)	\$ 1,387
Non-cash stock-based compensation	39,174	3	68,054	—	—	—	—	68,057
Restricted stock units vested	1,427,305	143	(143)	—	—	—	—	—
Acquisition-related restricted stock award	36,118	3	(3)	—	—	—	—	—
Liability-classified restricted stock units vested	83,439	8	2,275	—	—	—	—	2,283
Acquisition-related replacement stock options	—	—	493	—	—	—	—	493
Acquisition of treasury stock	—	—	—	—	—	(2,076,854)	(60,502)	(60,502)
Comprehensive income (loss):								
Foreign currency translation	—	—	—	—	(540)	—	—	(540)
Net earnings	—	—	—	11,881	—	—	—	11,881
Balances at March 31, 2024	155,943,262	\$ 15,594	\$ 1,933,776	\$ 1,314,172	\$ 3,964	(89,668,961)	\$ (2,318,371)	\$ 949,135

LIVERAMP HOLDINGS, INC. AND SUBSIDIARIES
CONSOLIDATED STATEMENTS OF EQUITY
(Dollars in thousands)

	Common Stock		Additional paid-in Capital	Retained earnings	Accumulated other comprehensive income (loss)	Treasury Stock		Total Equity
	Number of shares	Amount				Number of shares	Amount	
Employee stock awards, benefit plans and other issuances	422,840	43	8,790	—	—	(329,582)	(10,332)	(1,499)
Non-cash stock-based compensation	38,201	4	103,027	—	—	—	—	103,031
Restricted stock units vested	2,772,149	277	(277)	—	—	—	—	—
Acquisition of treasury stock, including transaction costs and excise tax	—	—	—	—	—	(3,762,416)	(101,325)	(101,325)
Comprehensive income (loss):								
Foreign currency translation	—	—	—	—	331	—	—	331
Net loss	—	—	—	(814)	—	—	—	(814)
Balances at March 31, 2025	159,176,452	\$ 15,918	\$ 2,045,316	\$ 1,313,358	\$ 4,295	(93,760,959)	\$ (2,430,028)	\$ 948,859

See accompanying notes to consolidated financial statements.

LIVERAMP HOLDINGS, INC. AND SUBSIDIARIES
CONSOLIDATED STATEMENTS OF CASH FLOWS
(Dollars in thousands)

	For the twelve months ended March 31,		
	2025	2024	2023
Cash flows from operating activities:			
Net earnings (loss)	\$ (814)	\$ 11,881	\$ (118,702)
Earnings from discontinued operations, net of tax	(1,688)	(1,790)	(5,404)
Non-cash operating activities:			
Depreciation and amortization	17,207	11,508	20,787
Loss on disposal or impairment of assets	85	1,219	4,137
Lease-related impairment and restructuring charges	14	1,769	27,545
Gain on sale of strategic investments	(515)	—	(194)
Loss on marketable equity securities	206	—	—
Provision for doubtful accounts	695	2,254	1,776
Impairment of goodwill	—	2,875	—
Deferred income taxes	(447)	(458)	115
Non-cash stock compensation expense	107,979	71,304	125,800
Changes in operating assets and liabilities:			
Accounts receivable, net	3,547	(32,336)	(12,123)
Deferred commissions	3,691	(11,113)	(6,436)
Other assets	2,105	9,426	7,705
Accounts payable and other liabilities	3,573	8,508	(15,369)
Income taxes	3,430	22,275	596
Deferred revenue	14,897	8,334	4,208
Net cash provided by operating activities	<u>153,965</u>	<u>105,656</u>	<u>34,441</u>
Cash flows from investing activities:			
Capital expenditures	(1,042)	(4,255)	(4,696)
Cash paid in acquisitions, net of cash received	(1,951)	(170,281)	—
Purchases of investments	(1,967)	(48,894)	(28,197)
Proceeds from sales of investments	26,989	50,750	3,000
Purchases of strategic investments	(1,400)	(1,000)	(500)
Proceeds from sale of strategic investment	763	—	1,394
Net cash provided by (used in) investing activities	<u>21,392</u>	<u>(173,680)</u>	<u>(28,999)</u>
Cash flows from financing activities:			
Proceeds related to the issuance of common stock under stock and employee benefit plans	8,833	7,222	6,259
Shares repurchased for tax withholdings upon vesting of stock-based awards	(10,331)	(5,835)	(2,272)
Acquisition of treasury stock	(101,198)	(60,502)	(149,997)
Net cash used in financing activities	<u>(102,696)</u>	<u>(59,115)</u>	<u>(146,010)</u>
Net cash provided by (used in) continuing operations	<u>72,661</u>	<u>(127,139)</u>	<u>(140,568)</u>

LIVERAMP HOLDINGS, INC. AND SUBSIDIARIES
CONSOLIDATED STATEMENTS OF CASH FLOWS
(Dollars in thousands)

	For the twelve months ended March 31,		
	2025	2024	2023
Cash flows from discontinued operations:			
From operating activities	1,688	1,790	5,404
Net cash provided by discontinued operations	1,688	1,790	5,404
Effect of exchange rate changes on cash	106	372	(550)
Net change in cash, cash equivalents and restricted cash	74,455	(124,977)	(135,714)
Cash, cash equivalents and restricted cash at beginning of period	339,471	464,448	600,162
Cash, cash equivalents and restricted cash at end of period	<u>\$ 413,926</u>	<u>\$ 339,471</u>	<u>\$ 464,448</u>
Supplemental cash flow information:			
Cash paid for income taxes, net from continuing operations	\$ 22,548	\$ 2,465	\$ 5,801
Cash received for income taxes, net from discontinued operations	(2,486)	(2,765)	(8,332)
Cash received for tenant improvement allowances	(2,628)	—	—
Cash paid for operating lease liabilities	9,798	10,293	8,243
Operating lease assets obtained in exchange for operating lease liabilities	2,327	11,825	69
Operating lease assets, and related lease liabilities, relinquished in lease terminations	(595)	(4,486)	(6,781)
Purchases of property, plant and equipment remaining unpaid at period end	20	104	47
Marketable equity securities obtained in disposition of strategic investment	652	—	—
Excise tax payable on net stock repurchases	128	—	—

See accompanying notes to consolidated financial statements.

LIVERAMP HOLDINGS, INC. AND SUBSIDIARIES
NOTES TO CONSOLIDATED FINANCIAL STATEMENTS

1. ORGANIZATION AND SUMMARY OF SIGNIFICANT ACCOUNTING POLICIES:

Description of Business -

LiveRamp Holdings, Inc. ("LiveRamp", "we", "us", or the "Company") is a leading data collaboration technology company, empowering marketers and media owners to deliver and measure marketing performance everywhere it matters. LiveRamp's data collaboration network seamlessly unites data across advertisers, platforms, publishers, data providers, and commerce media networks — unlocking deep insights, delivering transformational consumer experiences, and driving measurable growth. Built on a foundation of strict neutrality, interoperability, and global scale, LiveRamp enables organizations to maximize the value of their data while accelerating innovation. Trusted by many of the world's leading brands, retailers, financial services providers, and healthcare innovators, LiveRamp is helping shape the future of responsible data collaboration in an AI-driven, outcomes-focused world where advertisers reach intended audiences and consumers receive more relevant advertising messages.

LiveRamp is a Delaware corporation headquartered in San Francisco, California. Our common stock is listed on the New York Stock Exchange under the symbol "RAMP." We serve a global customer base from locations in the United States, Europe, and the Asia-Pacific ("APAC") region. Our direct customer list includes many of the world's best-known and most innovative brands across most major industry verticals, including but not limited to financial, insurance and investment services, information services, direct marketing, retail, automotive, telecommunications, technology, consumer packaged goods, media, healthcare, travel and hospitality, entertainment and non-profit. Through our expansive partner ecosystem we serve thousands of additional companies, unlocking access to unique customer moments and creating powerful network effects.

Basis of Presentation and Principles of Consolidation -

The accompanying consolidated financial statements include the accounts of the Company and its subsidiaries, after elimination of all significant intercompany accounts and transactions. We have prepared the accompanying consolidated financial statements in U.S. dollars in accordance with accounting principles generally accepted in the U.S. ("GAAP") as set forth in the Financial Accounting Standards Board's ("FASB") Accounting Standards Codification and Updates ("ASC" and "ASU"), and we consider the various staff accounting bulletins and other applicable guidance issued by the United States Securities and Exchange Commission ("SEC"). Our fiscal year ends on March 31. References to fiscal 2025, for example, are to the twelve months ended March 31, 2025.

Use of Estimates -

In preparing consolidated financial statements and related disclosures in conformity with GAAP and pursuant to the rules and regulations of the SEC, we must make estimates and judgments that affect the amounts reported in the consolidated financial statements and accompanying notes. Estimates are used in determining, among other items, revenue recognition criteria, allowance for credit losses, operating lease assets and liabilities, including the incremental borrowing rate and terms and provision of each lease, the fair value of acquired assets and assumed liabilities, restructuring and impairment accruals, litigation and facilities lease loss accruals, stock-based compensation, and the recognition and measurement of current and deferred income taxes, including the measurement of uncertain tax positions. Actual results could differ from those estimates.

As of March 31, 2025, the impacts to the Company's business due to risks related to tariffs and other trade restrictions, geopolitical developments and macroeconomic factors, such as rising interest rates, inflation, bank failures, changes in foreign currency exchange rates and supply chain disruptions, continue to evolve. As a result, many of the Company's estimates and assumptions, including the allowance for credit losses, consider macroeconomic factors in the market, which require increased judgment and carry a higher degree of variability and volatility. As events continue to evolve and additional information becomes available, the Company's estimates may change materially in future periods.

Operating Segments -

We apply the provisions of ASC 280, *Segment Reporting*, to our segment disclosures. The segment disclosures may be found in Note 17, "Segment and Geographic Information."

Earnings (Loss) per Share -

Basic net earnings (loss) per share is computed by dividing net earnings (loss) by the weighted average number of common shares outstanding for the period. Diluted net earnings (loss) per share is computed by giving effect to all potential dilutive common stock equivalents outstanding for the period.

A reconciliation of the numerator and denominator of basic and diluted earnings (loss) per share is shown below (in thousands, except per share amounts):

	Twelve Months Ended March 31,		
	2025	2024	2023
Basic earnings (loss) per share:			
Net earnings (loss) from continuing operations	\$ (2,502)	\$ 10,091	\$ (124,106)
Earnings from discontinued operations, net of tax	1,688	1,790	5,404
Net earnings (loss)	<u>\$ (814)</u>	<u>\$ 11,881</u>	<u>\$ (118,702)</u>
Basic weighted-average shares outstanding	66,126	66,266	66,352
Dilutive effect of common stock options and restricted stock units as computed under the treasury stock method	—	1,652	—
Diluted weighted-average shares outstanding	<u>66,126</u>	<u>67,918</u>	<u>66,352</u>
Basic earnings (loss) per share:			
Continuing operations	\$ (0.04)	\$ 0.15	\$ (1.87)
Discontinued operations	0.03	0.03	0.08
Basic earnings (loss) per share:	<u>\$ (0.01)</u>	<u>\$ 0.18</u>	<u>\$ (1.79)</u>
Diluted earnings (loss) per share:			
Continuing operations	\$ (0.04)	\$ 0.15	\$ (1.87)
Discontinued operations	0.03	0.03	0.08
Diluted earnings (loss) per share:	<u>\$ (0.01)</u>	<u>\$ 0.17</u>	<u>\$ (1.79)</u>
Anti-dilutive equity awards under stock-based award plans excluded from the determination of diluted earnings per share	1,354	1,112	2,376

Earnings per share totals may not sum due to rounding.

Significant Accounting Policies

Cash and Cash Equivalents -

The Company considers all highly liquid investments purchased with original maturities of three months or less to be cash equivalents. Cash and cash equivalents consist of cash held in bank deposit accounts and short-term, highly liquid money market fund investments and U.S. Treasury securities with remaining maturities of three months or less at the date of purchase.

Investments -

Investments primarily consist of U.S. Treasury securities and certificates of deposit. Securities having remaining maturities of more than three months at the date of purchase and less than one year from the date of the balance sheet are classified as short-term, and those with maturities of more than one year from the date of the balance sheet are classified as long-term in the consolidated balance sheets. These investments are carried at fair market value, with unrealized gains and losses considered to be temporary in nature reported as accumulated other comprehensive income, a separate component of stockholders' equity. The Company reviews all investments for reductions in fair value that are other-than-temporary. When such reductions occur, the cost of the investment is adjusted to fair value through recording a loss on investments in the consolidated statements of operations. Gains and losses on investments are calculated on the basis of specific identification. We did not recognize any gains or losses in the twelve months ended March 31, 2025, 2024 or 2023.

Beginning in fiscal 2025, the Company also holds immaterial, non-controlling investments in publicly held equity securities that are recorded in other current assets in the consolidated balance sheets. Changes in the fair value are measured on a recurring basis and recognized within total other income, net in the consolidated statements of operations. The fair value changes resulted in a net loss of \$0.2 million for the twelve months ended March 31, 2025 due to net changes in the underlying stock prices of those investments.

Strategic Investments -

Strategic investments consist of non-controlling equity investments in privately held companies. The Company elected the measurement alternative for these investments without readily determinable fair values and for which the Company does not have the ability to exercise significant influence. These investments are accounted for under the cost method of accounting. Under the cost method of accounting, the non-marketable equity securities are carried at cost less any impairment, plus or minus adjustments resulting from observable price changes in orderly transactions for the identical or a similar investment of the same issuer, which is recorded within the consolidated statements of operations. On a quarterly basis, the Company performs a qualitative assessment to evaluate whether the investment is impaired. If there are sufficient indicators that the fair value of the investment is less than the carrying value, the carrying value of the investment is reduced and an impairment is recorded in the consolidated statements of operations as other expense, net of tax. During the twelve months ended March 31, 2023, the Company recorded a \$4.0 million impairment of a strategic investment that is recorded in other income, net in the consolidated statement of operations. There were no impairment charges for the twelve months ended March 31, 2025 or 2024.

Revenue Recognition -

LiveRamp recognizes revenue from the following sources: (i) Subscription revenue, which consists primarily of subscription fees from customers accessing our LiveRamp platform; and (ii) Marketplace and Other revenue, which primarily consists of revenue-sharing fees generated from access to data through our LiveRamp Data Marketplace, professional services including product implementation, data science analytics and audience measurement, and transactional usage-based revenue from arrangements with certain publishers and addressable TV providers.

We determine revenue recognition through the following steps:

- Identification of the contract, or contracts, with a customer;
- Identification of the performance obligations in the contract;
- Determination of the transaction price;
- Allocation of the transaction price to the performance obligations in the contract; and
- Recognition of revenue when, or as, the performance obligations are satisfied.

Identification of the contract

We consider the terms and conditions of the contract and our customary business practices when identifying our contracts under ASC 606. We determine we have a contract with a customer when the contract or contract modification is approved and the parties are committed to performing their respective obligations, we can identify each party's rights regarding the services to be transferred, we can identify the payment terms for the services, we have determined the contract has commercial substance, and we have determined that collection of at least some of the contract consideration is probable. At contract inception we evaluate whether two or more contracts should be combined and accounted for as a single contract and whether the single or combined contract includes one or multiple performance obligations. We apply judgment in determining the customer's ability to pay, which is based on a variety of factors, including the customer's historical payment experience.

Identification of the performance obligations

As part of accounting for arrangements with multiple performance obligations, we must assess whether each performance obligation is distinct. A good or service that is promised to a customer is distinct if the customer can benefit from the good or service either on its own or together with other resources that are readily available to the customer, and a company's promise to transfer the good or service to the customer is separately identifiable from other promises in the contract. We have determined that our subscriptions to the platform are a distinct performance obligation and access to data for revenue-sharing and usage-based arrangements is a distinct performance obligation because, once a customer has access to the platform, the service is fully functional and does not require any additional development, modification, or customization.

Determination of the transaction price

The transaction price is the amount of consideration we expect to be entitled to in exchange for transferring services to a customer, excluding sales taxes that are collected on behalf of government agencies. Variable consideration is assessed and included in the transaction price if, in our judgment, it is probable that a significant future reversal of cumulative revenue under the contract will not occur. None of our contracts contain a significant financing component.

Allocation of the transaction price to the performance obligations in the contract

If the contract contains a single performance obligation, the entire transaction price is allocated to the single performance obligation. Contracts that contain multiple performance obligations require an allocation of the transaction price to each distinct performance obligation based on the standalone selling price ("SSP") of each service. We generally determine the SSP based on contractual selling prices when the obligation is sold on a standalone basis, as well as market conditions, competition, and pricing practices. As pricing and marketing strategies evolve, we may modify our pricing practices in the future, which could result in changes to SSP.

Recognition of revenue when, or as, the performance obligations are satisfied

Revenues are recognized when or as control of the promised services is transferred to customers. Subscription revenue is generally recognized ratably over the subscription period beginning on the date the services are made available to customers. Marketplace and Other revenue is typically transactional in nature, tied to a revenue share or volumes purchased. We report revenue from Data Marketplace and other similar transactions on a net basis because our performance obligation is to facilitate a transaction between data providers and data buyers, for which we earn a portion of the gross fee. Consequently, the portion of the gross amount billed to data buyers that is remitted to data providers is not reflected as revenues. We generate revenue from Services primarily from project fees paid by subscribers to our platform. Service projects are sold on an ad hoc basis as well as bundled with platform subscriptions. Services revenue is less than 5% of total Company revenue.

Accounts Receivable

Accounts receivable include amounts billed to customers as well as unbilled amounts recognized in accordance with the Company's revenue recognition policies. Unbilled amounts included in trade accounts receivable, net, which generally arise from the performance of services to customers in advance of billings, were \$18.5 million at March 31, 2025 and \$17.5 million at March 31, 2024.

Trade accounts receivable are presented net of allowances for credit losses, returns and credits based on the probability of future collections. The probability of future collections is based on specific considerations of historical loss patterns and an assessment of the continuation of such patterns based on past collection trends and known or anticipated future economic events that may impair collectability. Accounts receivable that are determined to be uncollectible are charged against the allowance for doubtful accounts. Indicators that there is no reasonable expectation of recovery include past due status greater than 360 days or bankruptcy of the debtor.

A summary of the activity of the allowance for credit losses, returns and credits was (dollars in thousands):

Twelve months ended:	Balance at beginning of period	Additions charged to costs and expenses	Other changes	Bad debts written off, net of amounts recovered	Balance at end of period
March 31, 2023	\$ 9,961	1,776	10	(2,403)	\$ 9,344
March 31, 2024	\$ 9,344	2,254	755	(3,154)	\$ 9,199
March 31, 2025	\$ 9,199	695	7	(2,203)	\$ 7,698

Deferred Revenue

Deferred revenue consists of amounts billed in excess of revenue recognized. Deferred revenues are subsequently recorded as revenue when earned in accordance with the Company's revenue recognition policies.

Deferred Commissions, net -

The Company capitalizes incremental costs to acquire contracts and amortizes them on a straight-line basis over the expected period of benefit, which we have determined to be four years. Net amortized costs of \$3.7 million were recognized as an increase in operating expense during the twelve months ended March 31, 2025. Net capitalized costs of \$11.1 million were recognized as a reduction of operating expense during the twelve months ended March 31, 2024. We did not recognize any impairment charges during the twelve months ended March 31, 2025, 2024, or 2023.

Property and Equipment -

Property and equipment are stated at cost. Depreciation and amortization are calculated on the straight-line method over the estimated useful lives of the assets as follows: leasehold improvements, 2 - 5 years; data processing equipment, 2 - 5 years, and office furniture and other equipment, 3 - 7 years.

Operating Leases -

Right-of-use ("ROU") assets represent the Company's right to control the use of an identified asset for a period of time, or term, in exchange for consideration, and operating lease liabilities represent its obligation to make lease payments arising from the aforementioned right.

The Company determines if an arrangement is, or contains, a lease at inception, and whether lease and non-lease components are combined or not. Operating leases with a duration of one year or less are excluded from ROU assets and lease liabilities and related expense is recorded as incurred. ROU assets and lease liabilities are initially recorded based on the present value of lease payments over the lease term, which includes the minimum unconditional term of the lease, and may include options to extend or terminate the lease when it is reasonably certain at the commencement date that such options will be exercised. As the rate implicit for each of the Company's leases is not readily determinable, the Company uses its incremental borrowing rate at commencement date in determining the present value of lease payments. The Company uses judgment in determining its incremental borrowing rate, which includes selecting a yield curve based on a hypothetical credit rating. ROU assets also include any initial direct costs and any lease payments made prior to the lease commencement date and are reduced by any lease incentives received. ROU assets are included in other assets in the consolidated balance sheets. Short-term lease liabilities are included in other accrued expenses and long-term lease liabilities are included in other liabilities in the consolidated balance sheets. ROU assets are amortized on a straight-line basis as operating lease cost in the consolidated statements of operations. The Company evaluates the recoverability of the ROU assets for possible impairment in accordance with the impairment of long-lived assets policy below.

Business Combinations -

We apply the provisions of ASC 805, *Business Combinations*, in accounting for acquisitions. ASC 805 requires us to determine if assets or a business was acquired. If a business was acquired, it requires us to recognize separately from goodwill the fair value of the assets acquired and the liabilities assumed at the acquisition date. Goodwill as of the acquisition date is measured as the excess of the fair value of consideration transferred over the net of the acquisition date fair values of the assets acquired and the liabilities assumed. While we use our best estimates and assumptions to accurately value assets acquired and liabilities assumed at the acquisition date as well as any contingent consideration, where applicable, our estimates are inherently uncertain and subject to refinement. As a result, during the measurement period, which may be up to one year from the acquisition date, we record adjustments resulting from new information about facts and circumstances that existed at the acquisition date and falls within the measurement period to the assets acquired and liabilities assumed with the corresponding offset to goodwill. Upon the conclusion of the measurement period or final determination of the values of assets acquired and liabilities assumed, whichever comes first, any subsequent adjustments are recorded to our consolidated statements of operations.

Goodwill -

Goodwill represents the excess of the purchase price over the fair value of net assets acquired in business acquisitions accounted for using the acquisition method of accounting and is not amortized. Goodwill is measured and tested for impairment on an annual basis in the first quarter of the Company's fiscal year in accordance with ASC 350, *Intangibles-Goodwill and Other*, or more frequently if an event occurs or circumstances change that would more likely than not reduce the fair value of a reporting unit below its carrying amount. Such events and changes may include significant changes in performance related to expected operating results, significant changes in asset use, significant negative industry or economic trends, and changes in our business strategy.

Our test for goodwill impairment starts with a qualitative assessment to determine whether it is necessary to perform the quantitative goodwill impairment test. If qualitative factors indicate that the fair value of the reporting unit is more likely than not less than its carrying amount, then a quantitative goodwill impairment test is performed. For the purposes of impairment testing, we have determined that we have three reporting units. We completed our annual impairment test during the first quarter of fiscal 2025 and assessed whether there were any triggering events quarterly. We recognized \$2.9 million of goodwill impairment charges in the twelve months ended March 31, 2024. We did not recognize any goodwill impairment charges in the twelve months ended March 31, 2025 or 2023.

Intangible Assets -

We amortize intangible assets with finite lives over their estimated useful lives and review them for impairment whenever an impairment indicator exists. We continually monitor events and changes in circumstances that could indicate carrying amounts of our long-lived assets, including our intangible assets, may not be recoverable. When such events or changes in circumstances occur, we assess recoverability by determining whether the carrying value of such assets will be recovered through the undiscounted expected future cash flows. If the future undiscounted cash flows are less than the carrying amount of these assets, we recognize an impairment loss based on any excess of the carrying amount over the fair value of the assets. We did not recognize any intangible asset impairment charges in the twelve months ended March 31, 2025, 2024 or 2023.

During fiscal 2025, our intangible assets were amortized over their estimated useful lives ranging from one year to four years. Amortization is based on the pattern in which the economic benefits of the intangible asset will be consumed or on a straight-line basis when the consumption pattern is not apparent. The weighted average useful lives of our intangible assets were as follows:

	Weighted Average Useful Life (years)
Developed technology	1.8
Customer relationships	1.8

Impairment of Long-lived Assets -

Long-lived assets (asset groups) are reviewed for impairment whenever events or changes in circumstances indicate that the carrying amount of an asset may not be recoverable. The Company considers the following to be potential indicators of impairment of its long-lived assets (asset groups): operating losses, substantial decreases in the Company's stock price, significant adverse changes in the extent or manner in which a long-lived asset (asset group) is being used, a significant adverse change in legal factors or in the business climate that could affect the value of the long-lived asset (asset group), an accumulation of costs significantly in excess of the amount originally expected for the acquisition or construction of a long-lived asset (asset group), and a current expectation that, more likely than not, a long-lived asset (asset group) will be sold or otherwise disposed of significantly before the end of its previously estimated useful life. When such events occur, recoverability of assets to be held and used is measured by a comparison of the carrying amount of an asset group to the undiscounted cash flows expected to result from the use and eventual disposition of the asset group. If such assets are impaired, the impairment to be recognized is measured by the amount by which the carrying amount of the assets exceeds the fair value of the assets.

Fair Value of Financial Instruments -

We apply the provisions of ASC 820, *Fair Value Measurement*, to our assets and liabilities that we are required to measure at fair value pursuant to other accounting standards. The additional disclosure regarding our fair value measurements is included in Note 18 - *Fair Value of Financial Instruments and Fair Value Measurements*.

Concentration of Credit Risk and Significant Customers -

Financial instruments that potentially subject us to concentrations of credit risk consist primarily of cash and cash equivalents and trade accounts receivable.

The Company's cash and cash equivalents are held in federally insured financial institutions. Although the Company's deposits may exceed federally insured limits, management believes the Company is not exposed to significant credit risk due to the financial position of the depository institutions in which those deposits are held.

The Company has no significant off-balance sheet risk such as foreign exchange contracts, options contracts, or other hedging arrangements.

The Company's trade accounts receivables are from a large number of customers. Accordingly, the Company's credit risk is affected by general economic conditions.

At both March 31, 2025 and March 31, 2024, there was one customer that represented more than 10% of our trade accounts receivable balance. Our ten largest customers represented approximately 25% of our revenues in the twelve months ended March 31, 2025, and 27% of our revenues in the twelve months ended March 31, 2024. There were no customers that individually exceeded 10% of our revenue in fiscal years 2025 or 2024.

Income Taxes -

The Company and its domestic subsidiaries file a consolidated federal income tax return. The Company's foreign subsidiaries file separate income tax returns in the countries in which their operations are based.

The Company makes estimates and judgments in determining the provision for income taxes for financial statement purposes. These estimates and judgments occur in the calculation of tax credits, benefits, and deductions, and in the calculation of certain deferred tax assets and liabilities that arise from differences in the timing of recognition of revenue and expense for tax and financial statement purposes, as well as the interest and penalties related to uncertain tax positions. Significant changes in these estimates may result in an increase or decrease to the tax provision in a subsequent period. The Company assesses the likelihood that it will be able to recover its deferred tax assets. If recovery is not likely, the Company increases the provision for taxes by recording a valuation allowance against the deferred tax assets that it estimates will not ultimately be recoverable.

The calculation of tax liabilities involves dealing with uncertainties in the application of complex tax laws and regulations. The Company recognizes liabilities for uncertain tax positions based on a two-step process pursuant to ASC 740, *Income Taxes*. The first step is to evaluate the tax position for recognition by determining whether the weight of available evidence indicates that it is more likely than not that the position will be sustained on audit, including resolution of related appeals or litigation processes, if any. If the Company determines that a tax position will more likely than not be sustained on audit, the second step requires the Company to estimate and measure the tax benefit as the largest amount that is more than 50% likely to be realized upon ultimate settlement. It is inherently difficult and subjective to estimate such amounts, as the Company must determine the probability of various outcomes.

The Company re-evaluates these uncertain tax positions on a quarterly basis. This evaluation is based on factors such as changes in facts or circumstances, changes in tax law, new audit activity, and effectively settled issues. Determining whether an uncertain tax position is effectively settled requires judgment. Such a change in recognition or measurement would result in the recognition of a tax benefit or an additional charge to the tax provision.

Foreign Currency -

The reporting currency of the Company is the U.S. dollar. The functional currency of our foreign operations generally is the applicable local currency for each foreign subsidiary. The balance sheets of the Company's foreign subsidiaries are translated at period-end rates of exchange, and the statements of operations are translated at the average exchange rate for the period. The effects of foreign currency translation adjustments are included in accumulated other comprehensive income (loss) in the consolidated statements of equity and comprehensive income (loss). We reflect net foreign exchange transaction gains and losses, resulting from the conversion of the transaction currency to functional currency, as a component of foreign currency exchange gain (loss) in total other income (expense) in the consolidated statements of operations.

Advertising Expense -

Advertising costs are expensed as incurred. Advertising expense was approximately \$13.8 million, \$11.5 million, and \$12.9 million for the twelve months ended March 31, 2025, 2024 and 2023, respectively. Advertising expense is included in operating expenses in the consolidated statements of operations.

Legal Contingencies -

We are currently involved in various claims and legal proceedings. Quarterly, we review the status of each significant matter and assess our potential financial exposure. We accrue a liability for an estimated loss if the potential loss from any claim or legal proceeding is considered probable, and the amount can be reasonably estimated. Note 13, "Commitments and Contingencies" provides additional information regarding certain of our legal contingencies.

Stock-Based Compensation -

The Company records stock-based compensation expense according to the provisions of ASC Topic 718, *Compensation – Stock Compensation*. ASC Topic 718 requires all stock-based payments to employees, including grants of employee stock options, to be recognized in the statement of operations over the service period of the award based on their fair values. Under the provisions of ASC Topic 718, the Company determines the appropriate fair value model to be used for valuing stock-based payments and the amortization method for compensation cost.

The Company has stock option plans and equity compensation plans (collectively referred to as the "stock-based plans") administered by the talent and compensation committee of the board of directors ("talent and compensation committee") under which options and restricted stock units were outstanding as of March 31, 2025.

The Company's equity compensation plan provides that all employees (employees, officers, directors, affiliates, independent contractors or consultants) are eligible to receive awards (grant of any option, stock appreciation right, restricted stock award, restricted stock unit award, performance award, performance share, performance unit, qualified performance-based award, or other stock unit award) under the plan with the terms and conditions applicable to an award set forth in applicable grant documents.

Incentive stock option awards granted under the stock-based plans cannot be granted with an exercise price less than 100% of the per-share market value of the Company's shares at the date of grant and have a maximum duration of ten years from the date of grant. Board policy currently requires that non-qualified options also must be priced at or above 100% of the fair market value of the common stock at the time of grant with a maximum duration of ten years.

Restricted stock units may be issued under the equity compensation plan and represent the right to receive shares in the future by way of an award agreement that includes vesting provisions. Award agreements can further provide for forfeitures triggered by certain prohibited activities, such as breach of confidentiality. All restricted stock units are expensed over the vesting period and adjusted for forfeitures as incurred. The vesting of some restricted stock units is subject to the Company's achievement of certain performance criteria, as well as the individual remaining employed by the Company for a period of years.

The Company receives income tax deductions because of the exercise of non-qualified stock options and the vesting of other stock-based awards. To the extent the income tax deductions differ from the corresponding stock-based compensation expense, such excess tax benefits and deficiencies are included as a component of income tax expense and reflected as an operating cash flow included in changes in operating assets and liabilities.

Restructuring -

The Company records costs associated with employee terminations and other exit activity in accordance with ASC 420, *Exit or Disposal Cost Obligations*, depending on whether the costs relate to exit or disposal activities under the accounting standards, or whether they are other post-employment termination benefits. Under applicable accounting standards for exit or disposal costs, the Company records employee termination benefits as an operating expense when the benefit arrangement is communicated to the employee and no significant future services are required. Under the accounting standards related to post-employment termination benefits, the Company records employee termination benefits when the termination benefits are probable and can be estimated.

Accounting Pronouncements Adopted During the Current Year -

Standard	Description	Date of Adoption	Effect on Financial Statements or Other Significant Matters
ASU 2023-07 Segment Reporting (Topic 280): Improvements to Reportable Segment Disclosures	ASU 2023-07 expands annual and interim disclosure requirements for reportable segments, primarily through enhanced disclosures about significant segment expenses.	April 1, 2024. The ASU is effective for the Company's annual periods beginning in fiscal 2025 and interim periods beginning in the first quarter of fiscal 2026.	ASU 2023-07 affects financial statement disclosure only, and its adoption did not affect our results of operations or financial condition.

Recent accounting pronouncements not yet adopted -

Standard	Description	Date of Adoption	Effect on Financial Statements or Other Significant Matters
ASU 2023-09 Income Taxes (Topic 740): Improvements to Income Tax Disclosures	ASU 2023-09 requires disaggregated information about a reporting entity's effective tax rate reconciliation as well as information on income tax paid.	The updated standard is effective for us beginning in fiscal 2026. Early adoption is permitted.	We are currently evaluating the impact that the updated standard will have on our consolidated financial statement disclosures.
ASU 2024-03 Income Statement-Reporting Comprehensive Income-Expense Disaggregation Disclosures (Subtopic 220-40): Disaggregation of Income Statement Expenses	ASU 2024-03 requires more detailed information about the types of expenses included in certain expense captions presented on the consolidated statements of operations. Additionally, this amendment requires the disclosure of a qualitative description of the amounts remaining in relevant expense captions that are not separately disaggregated quantitatively and the disclosure of the total amount of selling expenses.	The updated standard is effective for us beginning in fiscal 2028. Early adoption is permitted.	We are currently evaluating the impact that the updated standard will have on our consolidated financial statement disclosures.

2. REVENUE FROM CONTRACTS WITH CUSTOMERS:

Disaggregation of Revenue

In the following table, revenue is disaggregated by primary geographical market and major service offerings (dollars in thousands):

Primary Geographical Markets	For the twelve months ended March 31,	
	2025	2024
United States	\$ 704,653	\$ 618,526
Europe	34,308	34,109
Asia-Pacific ("APAC")	5,208	5,896
Other	1,411	1,130
	<u>\$ 745,580</u>	<u>\$ 659,661</u>

Major Offerings/Services		
Subscription	\$ 568,880	\$ 513,641
Marketplace and Other	176,700	146,020
	<u>\$ 745,580</u>	<u>\$ 659,661</u>

Transaction Price Allocated to the Remaining Performance Obligations

We have performance obligations associated with fixed commitments in customer contracts for future services that have not yet been recognized in our consolidated financial statements. The amount of fixed revenue not yet recognized was \$710.5 million as of March 31, 2025, of which \$471.4 million will be recognized over the next twelve months. The Company expects to recognize revenue on substantially all of these remaining performance obligations by March 31, 2029.

3. LEASES:

Right-of-use assets and lease liabilities balances consist of the following (dollars in thousands):

	March 31, 2025	March 31, 2024
Right-of-use assets included in other assets, net	\$ 19,341	\$ 24,471
Short-term lease liabilities included in other accrued expenses	\$ 9,351	\$ 10,125
Long-term lease liabilities included in other liabilities	\$ 26,939	\$ 32,097

Supplemental balance sheet information:		
Weighted average remaining lease term	4.5 years	5.3 years
Weighted average discount rate	5.4 %	5.3 %

The Company leases its office facilities under non-cancellable operating leases that expire at various dates through fiscal 2031. Certain leases contain provisions for property-related costs that are variable in nature for which the Company is responsible, including common area maintenance and other property operating services. These costs are calculated based on a variety of factors including property values, tax and utility rates, property service fees, and other factors.

The components of lease cost, net for the twelve months ended March 31, 2025 and 2024, respectively, were as follows (dollars in thousands):

	For the twelve months ended March 31,	
	2025	2024
Operating lease costs	\$ 7,797	\$ 9,170
Operating sublease income	1,251	—
Total leases costs, net	\$ 6,546	\$ 9,170

The following table presents future minimum payments under all operating leases and subleases (including operating leases with a duration of one year or less and excluding ASC 840 leases related to restructuring plans) as of March 31, 2025 (dollars in thousands):

Fiscal year:	Operating lease payments	Payments expected under noncancellable subleases	Net operating lease payments
2026	\$ 9,577	\$ (1,662)	7,915
2027	9,055	(2,084)	6,971
2028	9,192	(2,147)	7,045
2029	8,886	(2,211)	6,675
2030	2,591	(189)	2,402
Thereafter	1,708	—	1,708
Total undiscounted lease payments	41,009	(8,293)	32,716
Less: Interest and short-term leases	4,719	(1,213)	3,506
Total discounted operating lease liabilities	\$ 36,290	\$ (7,080)	\$ 29,210

Future minimum payments as of March 31, 2025 related to ASC 840 lease liabilities under restructuring plans as a result of the Company's exit from certain leased office facilities (see Note 4) are as follows (dollars in thousands): Fiscal 2026: \$1.8 million.

4. RESTRUCTURING, IMPAIRMENT AND OTHER CHARGES:

Restructuring activities result in various costs, including asset write-offs, ROU asset group impairments, exit charges including severance, contract termination fees, and decommissioning and other costs.

A reconciliation of the beginning and ending restructuring liabilities is shown below for the twelve months ended March 31, 2025 and 2024. The restructuring charges and adjustments are included in gains, losses and other items, net in the consolidated statements of operations. The reserve balances are included in accrued payroll and related expenses and other liabilities in the consolidated balance sheets (dollars in thousands).

	Employee-related reserves	Lease accruals	Total
Balances at March 31, 2023	\$ 759	\$ 4,873	\$ 5,632
Restructuring charges and adjustments	4,227	(148)	4,079
Payments	(3,306)	(1,800)	(5,106)
Balances at March 31, 2024	\$ 1,680	\$ 2,925	\$ 4,605
Restructuring charges and adjustments	7,940	(72)	7,868
Payments	(6,091)	(948)	(7,039)
Balances at March 31, 2025	\$ 3,529	\$ 1,905	\$ 5,434

Employee-related Restructuring Plans

During the twelve months ended March 31, 2025, the Company recorded a total of \$7.9 million in employee-related restructuring charges and adjustments. The expense included \$7.7 million of severance and other employee-related charges in the United States, Europe, and APAC, \$0.2 million in adjustments to the fiscal 2024 employee-related restructuring plans for employees in the United States and APAC, and \$0.1 million in adjustments to the fiscal 2021 employee-related restructuring plans for employees in the United States. Of the fiscal 2025 employee-related restructuring plans, \$3.5 million remained accrued as of March 31, 2025 and is expected to be paid during fiscal 2026.

During the twelve months ended March 31, 2024, the Company recorded a total of \$4.2 million in employee-related restructuring charges and adjustments. The expense included severance and other employee-related charges in the United States, Europe, and APAC of \$4.0 million and adjustments to the fiscal 2021 and fiscal 2023 employee-related restructuring plans for employees in the United States and Europe of \$0.2 million. Of the fiscal 2024 employee-related restructuring plans, \$0.1 million remained accrued as of March 31, 2025 and is expected to be paid during fiscal 2026.

During the twelve months ended March 31, 2021, the Company recorded a total of \$1.7 million in employee-related restructuring charges and adjustments. The expense included severance and other employee-related charges in the United States and Europe. The remaining fiscal 2021 employee-related charges were paid during fiscal 2025.

Lease-related Impairments and Restructuring Plans

During the twelve months ended March 31, 2023, the Company initiated a restructuring plan to lower its operating expenses by reducing its global real estate footprint. As part of this plan, we exited a total of eight leased office spaces. Of those, five were located in the United States: one in Boston, one in Philadelphia, one in Phoenix, and two floors of leased office space in San Francisco. The three remaining spaces were located in Europe: one in the Netherlands, one floor of leased office space in London, England, and one floor of leased office space in Paris, France. During the twelve months ended March 31, 2025, we transitioned our London office from a sublease to a lease directly with the landlord and exited our offices in Singapore and Tokyo.

Based on a comparison of undiscounted cash flows to the ROU asset group of each exited lease, the Company determined that each of the ROU asset groups was impaired, driven largely by the difference between the existing lease terms and rates on the Company's leases and the expected sublease terms and rates available in the market. This resulted in combined impairment charges totaling \$26.5 million during the twelve months ended March 31, 2024 and March 31, 2023, reflecting the excess of the ROU asset group book value over its fair value, which was determined based on estimates of future discounted cash flows and is classified as Level 3 in the fair value hierarchy. The lease impairment charges included impairments of the operating lease ROU assets of \$22.2 million, and the associated furniture, equipment, and leasehold improvements of \$4.3 million. Additionally, the Company recorded \$2.7 million in combined lease-related restructuring charges and adjustments during the twelve months ended March 31, 2023, 2024, and 2025 that covered other obligations related to the leased office spaces in San Francisco and Phoenix. Of the combined fiscal 2023, 2024, and 2025 lease-related restructuring charges of \$2.7 million, \$1.4 million remained accrued as of March 31, 2025 and will be satisfied over the remainder of the San Francisco lease terms, which continues through April 2029.

During the twelve months ended March 31, 2017, the Company made the strategic decision to exit and sub-lease a certain leased office facility under a staggered-exit plan. The full exit was completed in fiscal 2019. We intend to continue subleasing the facility to the extent possible. The liability will be satisfied over the remainder of the leased property's term, which continues through November 2025. Any future changes in the estimates or in the actual sublease income may require future adjustments to the liabilities, which would impact net earnings (loss) in the period the adjustment is recorded. Through March 31, 2025, the Company has recorded a total of \$7.4 million of restructuring charges and adjustments related to this lease. Of the amount accrued for this facility lease, \$0.5 million remained accrued at March 31, 2025.

Gains, Losses and Other Items, Net

The following table summarizes the activity included in gains, losses and other items, net in the consolidated statements of operations for each of the periods presented (dollars in thousands):

	Twelve Months Ended March 31,		
	2025	2024	2023
Employee-related restructuring plan charges	\$ 7,940	\$ 4,227	\$ 7,792
Lease-related restructuring plan charges and adjustments	(72)	(148)	2,946
ROU asset group impairments and adjustments	85	1,946	24,599
Goodwill impairment	—	2,875	—
Acquisition related costs	40	2,795	(21)
Other	—	13	—
	<u>\$ 7,993</u>	<u>\$ 11,708</u>	<u>\$ 35,316</u>

5. ACQUISITIONS:

Habu

On January 31, 2024, the Company completed the acquisition of Habu, a data clean room software provider that works with global brands and companies to securely share first-party customer data with business partners and publishers to enable more effective and personalized marketing. This acquisition empowers the Company to deliver scale and simplicity to our customers. Through our combined offering, companies will have one, simple platform to measure campaigns across all walled gardens, programmatic, and media channels while connecting data seamlessly across any cloud, warehouse, or clean room. The results of operations for Habu since the closing date have been included in the Company's consolidated financial statements for the twelve months ended March 31, 2024. The acquisition date fair value of the consideration for Habu was approximately \$173.4 million, which consisted of the following (dollars in thousands):

Cash, net of \$971 cash acquired	\$	170,281
Restricted cash held in escrow		2,600
Fair value of replacement stock options and restricted stock shares considered a component of purchase consideration transferred	\$	493
Total fair value of consideration transferred	\$	<u>173,374</u>

On the acquisition date, the Company delivered \$2.6 million of cash to an escrow agent according to the terms of the merger agreement. The principal escrow is owned by the Company until funds are delivered to the Habu sellers one year from the acquisition date. All interest and earnings on the principal escrow amount remain the property of the Company.

The aggregate acquisition-date fair value of merger consideration with respect to assumed unvested stock options, restricted stock shares and restricted stock units was approximately \$25.5 million. Of the \$25.5 million acquisition-date fair value, \$0.5 million was attributed to pre-combination service related to the options and restricted shares and treated as a component of purchase consideration transferred. The remaining \$25.0 million is considered future compensation cost and will be recognized as stock-based compensation cost over the remaining service period of the replacement options and restricted shares.

In connection with the Habu acquisition, \$14.6 million of the acquisition-date fair value of merger consideration otherwise payable with respect to incentive compensation and shares of Habu common stock held by certain key employees were subject to holdback by the Company pursuant to agreements with those employees (each, a "Holdback Agreement"). Each Holdback Agreement specifies that the consideration holdback will vest in three equal annual increments on the anniversary of the January 31, 2024 closing date. Vesting is subject to the Habu key employees' continued employment through each annual vesting date and will be settled in cash, shares of Company common stock, or any combination of cash and Company common stock, at the Company's discretion. As a result, the consideration holdback is not considered part of the purchase price but rather is considered future compensation cost and will be recognized as stock-based compensation cost over the three-year earning period.

The following table summarizes the fair value of assets acquired and liabilities assumed as of the date of acquisition (dollars in thousands):

	January 31, 2024
Assets acquired:	
Cash	\$ 971
Goodwill	141,641
Intangible assets	33,500
Other current and noncurrent assets	3,815
Total assets acquired	179,927
Accounts payable and accrued expenses	(1,460)
Deferred revenue	(3,573)
Other current and noncurrent liabilities	(549)
Net assets acquired	174,345
Less:	
Cash acquired	(971)
Net purchase price allocated	173,374
Less:	
Restricted cash held in escrow	(2,600)
Fair value of replacement stock options and restricted stock shares considered a component of purchase consideration transferred	(493)
Net cash paid in acquisition	170,281

The excess of purchase consideration over the fair value of net tangible and identifiable intangible assets acquired was recorded as goodwill and is primarily attributed to expectations to the development of future technology. The goodwill balance is not deductible for U.S. income tax purposes. The Company recognized the assets and liabilities acquired based on its preliminary estimates of their fair values as of the acquisition date. The determination of the fair values of the acquired assets and liabilities assumed (and the related determination of the estimated lives of depreciable tangible and identifiable intangible assets) required significant judgment. As of March 31, 2025, the Company has completed its analysis of deferred income taxes. There was no material adjustment to the fair value assigned to deferred income taxes that was based on the information that was available as of the date of the acquisition.

The amounts allocated to intangible assets in the table above included developed technology and customer relationships/trade name. Intangible assets are being amortized on a straight-line basis over the estimated useful lives. The following table presents the components of intangible assets acquired and their estimated useful lives as of the acquisition date (dollars in thousands):

	Fair value	Useful life (in years)
Developed technology	\$ 30,000	3
Customer relationships	3,000	3
Trade names	500	1
Total intangible assets	\$ 33,500	

The Company has omitted pro forma disclosures related to this acquisition date as the pro forma effect of this acquisition is not material.

6. DISCONTINUED OPERATIONS:

Acxiom Marketing Solutions ("AMS") business

During fiscal 2019, the Company completed the sale of its Acxiom Marketing Solutions ("AMS") business, and the business qualified for treatment as discontinued operations. Significant income taxes were incurred and paid on the gain from the sale of AMS. During the twelve months ended March 31, 2025, 2024 and 2023, the Company recovered \$1.7 million, \$1.8 million, and \$5.4 million, respectively, net of tax and fees, of certain previously paid state income taxes arising from the sale of AMS.

7. OTHER CURRENT AND NONCURRENT ASSETS:

Other current assets consist of the following (dollars in thousands):

	March 31, 2025	March 31, 2024
Prepaid expenses and other	\$ 22,973	\$ 17,398
Assets of non-qualified retirement plan	15,913	14,284
Other current assets	<u>\$ 38,886</u>	<u>\$ 31,682</u>

Other noncurrent assets consist of the following (dollars in thousands):

	March 31, 2025	March 31, 2024
Long-term prepaid revenue share	\$ 2,164	\$ 4,714
Right-of-use assets (see Note 3)	19,341	24,471
Deferred tax asset	1,982	1,636
Deposits	2,832	3,125
Strategic investments	3,200	2,700
Other miscellaneous noncurrent assets	1,104	102
Other assets, net	<u>\$ 30,623</u>	<u>\$ 36,748</u>

8. PROPERTY AND EQUIPMENT:

Property and equipment is summarized as follows (dollars in thousands):

	March 31, 2025	March 31, 2024
Leasehold improvements	\$ 14,508	\$ 14,147
Data processing equipment	5,425	5,915
Office furniture and other equipment	3,880	5,332
	23,813	25,394
Less accumulated depreciation and amortization	(17,629)	(17,213)
Property and equipment, net of accumulated depreciation and amortization	<u>\$ 6,184</u>	<u>\$ 8,181</u>

Depreciation expense on property and equipment was \$2.8 million, \$2.7 million, and \$4.0 million for the twelve months ended March 31, 2025, 2024, and 2023, respectively.

9. GOODWILL:

Each quarter, the Company considers whether indicators of impairment exist such that additional impairment testing may be necessary. During fiscal year 2024, triggering events occurred that required the Company to test the recoverability of goodwill associated with its APAC reporting unit. The triggering event was the restructuring of operations in the APAC region. Accordingly, we tested goodwill for impairment and determined that the fair value of the APAC reporting unit had decreased, resulting in complete impairment of the goodwill amount of \$2.9 million. In order to estimate the fair value of the APAC reporting unit, management utilized a discounted cash flow model, classified in level 3 in the fair value hierarchy, as well as considered market multiples of guideline public companies.

Changes in goodwill for the twelve months ended March 31, 2025 and 2024 were as follows (dollars in thousands):

	Total
Balance at March 31, 2023	\$ 363,116
Impairment	(2,875)
Acquisition of Habu (see Note 5)	141,641
Change in foreign currency translation adjustment	(126)
Balance at March 31, 2024	\$ 501,756
Purchase price accounting adjustment related to acquisition of Habu	(14)
Change in foreign currency translation adjustment	14
Balance at March 31, 2025	\$ 501,756

Goodwill by geography as of March 31, 2025 was:

	Total
U.S.	\$ 501,756

10. INTANGIBLE ASSETS:

The amounts allocated to intangible assets from acquisitions include developed technology, customer relationships, trade names, and publisher and data supply relationships. Intangible assets are summarized as follows (dollars in thousands):

	March 31, 2025	March 31, 2024
Developed technology, gross	\$ 94,000	\$ 102,076
Accumulated amortization	(75,666)	(70,743)
Net developed technology	\$ 18,334	\$ 31,333
Customer relationship/trade name, gross	\$ 30,000	\$ 37,882
Accumulated amortization	(28,167)	(34,632)
Net customer relationship/trade name	\$ 1,833	\$ 3,250
Publisher/data supply relationships, gross	\$ 16,000	\$ 16,000
Accumulated amortization	(16,000)	(16,000)
Net publisher/data supply relationships	\$ —	\$ —
Total intangible assets, gross	\$ 140,000	\$ 155,958
Total accumulated amortization	(119,833)	(121,375)
Total intangible assets, net	\$ 20,167	\$ 34,583

Total amortization expense related to intangible assets was \$14.4 million, \$8.8 million, and \$16.8 million for the twelve months ended March 31, 2025, 2024, and 2023, respectively.

The following table presents the estimated future amortization expenses related to intangible assets (dollars in thousands).

Fiscal Year:	Amount
2026	\$ 11,000
2027	9,167
	\$ 20,167

11. OTHER ACCRUED EXPENSES:

Other accrued expenses consist of the following (dollars in thousands):

	March 31, 2025	March 31, 2024
Liabilities of non-qualified retirement plan	\$ 15,913	\$ 14,284
Short-term lease liabilities (see Note 3)	9,351	10,125
Habu consideration holdback (see Note 5)	813	—
Other miscellaneous accrued expenses	12,509	18,448
Other accrued expenses	\$ 38,586	\$ 42,857

12. OTHER LIABILITIES:

Other liabilities consist of the following (dollars in thousands):

	March 31, 2025	March 31, 2024
Uncertain tax positions	\$ 30,284	\$ 25,289
Long-term lease liabilities (see Note 3)	26,939	32,097
Lease restructuring accruals and related sublease deposits	1,905	3,957
Deferred tax liabilities	242	224
Other	3,624	4,165
Other liabilities	<u>\$ 62,994</u>	<u>\$ 65,732</u>

13. COMMITMENTS AND CONTINGENCIES:

Legal Matters

On January 24, 2025, a purported class action styled *Riganian et al v. LiveRamp Holdings, Inc. and LiveRamp, Inc.* (Case No. 4:25-cv-824-JST) was filed in the United States District Court for the Northern District of California against the Company and LiveRamp, Inc., alleging claims based on the California Constitution, the common law protections against intrusion upon seclusion, the California Invasion of Privacy Act, the Federal Wiretap Act and unjust enrichment. The lawsuit seeks certification of classes of California and national consumers, unspecified monetary damages, costs and attorneys' fees and other relief (including injunctive and declaratory relief). The Company intends to defend this matter vigorously, and, because it is still in its preliminary stages, we have not yet determined what effect this lawsuit will have, if any, on our financial position or results of operations.

The Company is involved in various other claims and legal proceedings that arise in the ordinary course of business. Management routinely assesses the likelihood of adverse judgments or outcomes to these matters, as well as ranges of probable losses, to the extent losses are reasonably estimable. The Company records accruals for these matters to the extent that management concludes a loss is probable and the financial impact, should an adverse outcome occur, is reasonably estimable. These accruals are reflected in the Company's consolidated financial statements and are adjusted to reflect the impacts of negotiations, settlements, rulings, advice of legal counsel, and other information and events pertinent to a particular matter. In management's opinion, the Company has made appropriate and adequate accruals for these matters, and management believes the probability of a material loss beyond the amounts accrued to be remote. However, the ultimate liability for these matters is uncertain, and if accruals are not adequate, an adverse outcome could have a material effect on the Company's consolidated financial condition or results of operations. The Company maintains insurance coverage above certain limits.

Commitments

The following table presents the Company's purchase commitments at March 31, 2025. Purchase commitments primarily include contractual commitments for the purchase of data, hosting services, software-as-a-service arrangements and leasehold improvements. The table does not include the future payment of liabilities related to uncertain tax positions of \$30.3 million as the Company is not able to predict the periods in which the payments will be made (dollars in thousands):

	For the years ending March 31,			
	2026	2027	2028	Total
Purchase commitments	\$ 26,029	\$ 8,359	\$ 3,375	\$ 37,763

While the Company does not have any other material contractual commitments for capital expenditures, certain levels of investments in facilities and computer equipment continue to be necessary to support the growth of the business.

14. STOCKHOLDERS' EQUITY AND STOCK-BASED COMPENSATION:

The Company has authorized 200.0 million shares of \$0.10 par value common stock and 1 million shares of \$1.00 par value preferred stock. The board of directors of the Company may designate the relative rights and preferences of the preferred stock when and if issued. Such rights and preferences could include liquidation preferences, redemption rights, voting rights and dividends, and the shares could be issued in multiple series with different rights and preferences. There has not been any preferred stock activity in the periods presented.

On August 29, 2011, the board of directors adopted a common stock repurchase program. That program was subsequently modified and expanded, most recently on August 14, 2024, to authorize an additional \$200.0 million in share repurchases and extend the term of the existing common stock repurchase program. Under the modified common stock repurchase program, the Company may purchase up to \$1.3 billion of its common stock through the period ending December 31, 2026. During the twelve months ended March 31, 2025, the Company repurchased 3.8 million shares of its common stock for \$101.1 million under the stock repurchase program. During the twelve months ended March 31, 2024, the Company repurchased 2.1 million shares of its common stock for \$60.5 million under the stock repurchase program. During the twelve months ended March 31, 2023, the Company repurchased 6.1 million shares of its common stock for \$150.0 million under the stock repurchase program. The repurchase amounts included in the fiscal 2025 consolidated statements of stockholders equity and the consolidated statements of cash flows included amounts related to the 1% excise tax on share repurchases, net of share issuances, as a result of the Inflation Reduction Act of 2022. Through March 31, 2025, the Company has repurchased 41.5 million shares of its common stock for \$1.0 billion, leaving remaining capacity of \$256.2 million under the stock repurchase program.

The Company paid no dividends on its common stock for any of the years reported.

Stock-based Compensation Plans

The Company has stock option, equity compensation, and stock purchase plans for which a total of 51.5 million shares of the Company's common stock have been reserved for issuance since the inception of the plans. At March 31, 2025, there were a total of 7.1 million shares available for future grants under the plans, of which 0.7 million shares relate to the Company's qualified employee stock purchase plan.

During the twelve months ended March 31, 2025, the board of directors voted to amend the Amended and Restated 2005 Equity Compensation Plan (the "2005 Plan") to increase the number of shares available under the plan by 2.5 million shares. The amendment received shareholder approval at the August 2024 annual shareholders' meeting. This increased the plan shares from 46.4 million shares at March 31, 2024 to 48.9 million shares beginning in the quarter ended September 30, 2024 and increased the total number of shares reserved for issuance since inception of all plans from 49.0 million shares at March 31, 2024 to 51.5 million shares beginning in the quarter ended September 30, 2024.

During the twelve months ended March 31, 2024, the board of directors voted to amend the 2005 Plan to increase the number of shares available under the plan by 4.0 million shares. The amendment received shareholder approval at the August 2023 annual shareholders' meeting. This increased the plan shares from 42.4 million shares at March 31, 2023 to 46.4 million shares beginning in the quarter ended September 30, 2023 and increased the total number of shares reserved for issuance since inception of all plans from 45.0 million shares at March 31, 2023 to 49.0 million shares beginning in the quarter ended September 30, 2023.

During the twelve months ended March 31, 2023, the board of directors voted to amend the 2005 Plan to increase the number of shares available under the plan by 4.5 million shares. The amendment received shareholder approval at the August 2022 annual shareholders' meeting (the "2022 Annual Meeting"), bringing the plan shares from 37.9 million shares at March 31, 2022 to 42.4 million shares beginning in the quarter ended September 30, 2022. The board of directors also voted to amend the LiveRamp Holdings, Inc. Employee Stock Purchase Plan (the "ESPP") to increase the number of shares available under the plan by 1.0 million shares. The amendment received shareholder approval at the 2022 Annual Meeting bringing the ESPP shares from 0.4 million shares at March 31, 2022 to 1.4 million shares beginning in the quarter ended September 30, 2022. These actions bring the total number of shares reserved for issuance since inception of all plans from 39.5 million shares at March 31, 2022 to 45.0 million shares beginning in the quarter ended September 30, 2022.

During the twelve months ended March 31, 2023, the board of directors voted to further amend the Company's 2005 Plan. The 2005 Plan was amended to provide that, in the event of a participant's retirement on or after age 65 with at least five years of service, awards held by the participant at retirement will continue to vest in accordance with their terms. This amendment to the 2005 Plan impacted stock-based compensation expense by accelerating \$5.4 million of expense recognition into fiscal 2023 that would have otherwise been recognized over future reporting periods through the quarter ending December 31, 2025.

Stock-based Compensation Expense

The Company's stock-based compensation activity for the twelve months ended March 31, 2025, 2024, and 2023, by award type, was (dollars in thousands):

	For the twelve months ended March 31,		
	2025	2024	2023
Stock options	\$ 3,236	\$ 1,014	\$ 968
Restricted stock units, time-vesting	82,715	56,583	105,147
Restricted stock units, performance based	13,359	7,403	6,796
Diablo restricted stock awards	—	—	1,126
Habu restricted stock awards	814	144	—
Data Plus Math ("DPM") acquisition consideration holdback	—	—	2,031
Acuity performance plan	—	165	815
DataFleets acquisition consideration holdback	—	2,266	5,611
Habu acquisition consideration holdback	4,879	813	—
Employee stock purchase plan	1,726	1,666	2,051
Directors stock-based compensation	1,250	1,250	1,255
Total non-cash stock-based compensation included in the consolidated statements of operations	107,979	71,304	125,800
Less expense related to liability-based equity awards	(4,948)	(3,247)	(8,449)
Total non-cash stock-based compensation included in the consolidated statements of equity	\$ 103,031	\$ 68,057	\$ 117,351

The effect of stock-based compensation expense on income, by financial statement line item, was (dollars in thousands):

	For the twelve months ended March 31,		
	2025	2024	2023
Cost of revenue	\$ 6,165	\$ 3,553	\$ 6,317
Research and development	41,704	27,189	55,407
Sales and marketing	27,470	18,948	29,429
General and administrative	32,640	21,614	34,647
Total non-cash stock-based compensation included in the consolidated statements of operations	\$ 107,979	\$ 71,304	\$ 125,800

In March 2023, the Company accelerated the vesting of certain time-vesting restricted stock units that would have otherwise vested over the following six months to take advantage of cash tax savings opportunities. This resulted in the vesting of time-vesting restricted stock units covering approximately 1.5 million shares of common stock. The Company recognized \$22.6 million of compensation costs related to the accelerated vesting of these units, which is included in loss from operations in the consolidated statement of operations for the twelve months ended March 31, 2023. Of the \$22.6 million of compensation costs, \$0.4 million represented incremental compensation cost due to the modification and \$22.1 million represented accelerated original grant date fair value compensation cost.

The following table provides the expected future expense for all of the Company's outstanding equity awards at March 31, 2025, by award type (dollars in thousands).

	For the twelve months ended March 31,			
	2026	2027	2028	Total
Stock options	\$ 2,306	\$ 1,140	\$ 95	\$ 3,541
Restricted stock units	50,915	31,232	4,397	86,544
Habu restricted stock awards	44	6	—	50
Habu acquisition consideration holdback	4,879	4,067	—	8,946
Employee stock purchase plan	297	—	—	297
Expected future expense	\$ 58,441	\$ 36,445	\$ 4,492	\$ 99,378

Stock Options Activity

During the twelve months ended March 31, 2024, in connection with the acquisition of Habu, the Company replaced all unvested outstanding stock options held by Habu employees immediately prior to the acquisition with options to acquire shares of LiveRamp common stock having substantially the same terms and conditions as were applicable under the original options (see Note 5). In total, the Company issued 252,364 replacement options at a weighted-average exercise price of \$8.91 per share. The acquisition-date fair value of the replacement stock options was \$7.9 million and was determined using a binomial lattice model. Of the \$7.9 million acquisition-date fair value, \$0.3 million was attributed to pre-combination service and treated as a component of purchase consideration transferred. The remaining \$7.5 million of acquisition-date fair value is considered future compensation cost and will be recognized as stock-based compensation cost over the remaining service period of the replacement options.

Stock option activity for the twelve months ended March 31, 2025 was:

	Number of shares	Weighted average exercise price per share	Weighted average remaining contractual term (In years)	Aggregate Intrinsic value (In thousands)
Outstanding at March 31, 2024	622,122	\$ 14.39		
Exercised	(235,712)	\$ 16.57		\$ 3,526
Forfeited or canceled	(15,814)	\$ 9.63		
Outstanding at March 31, 2025	370,596	\$ 13.20	3.8	\$ 4,794
Exercisable at March 31, 2025	252,369	\$ 15.00	2.0	\$ 2,811

The aggregate intrinsic value for options exercised in the twelve months ended March 31, 2025, 2024, and 2023 was \$3.5 million, \$0.9 million, and \$3.7 million, respectively. The aggregate intrinsic value at period end represents the total pre-tax intrinsic value (the difference between LiveRamp's closing stock price on the last trading day of the period and the exercise price for each in-the-money option) that would have been received by the option holders had they exercised their options on March 31, 2025. This amount changes based upon changes in the fair market value of LiveRamp's common stock.

A summary of stock options outstanding and exercisable as of March 31, 2025 was:

Range of exercise price per share	Options outstanding			Options exercisable	
	Options outstanding	Weighted average remaining contractual life	Weighted average exercise price per share	Options exercisable	Weighted average exercise price per share
\$ 1.20 — \$ 9.99	186,550	7.4 years	\$ 8.79	68,323	\$ 7.78
\$ 10.00 — \$ 19.99	174,847	0.1 years	\$ 17.49	174,847	\$ 17.49
\$ 20.00 — \$ 24.99	9,199	1.2 years	\$ 21.32	9,199	\$ 21.32
	370,596	3.8 years	\$ 13.20	252,369	\$ 15.00

Restricted Stock Awards

During the twelve months ended March 31, 2024, in connection with the acquisition of Habu, the Company replaced the unvested outstanding restricted stock shares held by Habu employees immediately prior to the acquisition with restricted shares of LiveRamp common stock having substantially the same terms and conditions as were applicable under the original restricted stock agreement (see Note 5). The conversion calculation resulted in the issuance of 36,118 replacement restricted stock shares having an acquisition-date fair value of \$1.4 million. Of the \$1.4 million acquisition-date fair value, \$0.1 million was attributed to pre-combination service and treated as a component of purchase consideration transferred. The remaining \$1.3 million of acquisition-date fair value is considered future compensation cost and will be recognized as stock-based compensation cost over the remaining service period of the replacement restricted stock shares.

Restricted stock share activity for the twelve months ended March 31, 2025 was:

	Number of shares	Weighted average fair value per share at grant date	Weighted average remaining contractual term (in years)
Unvested restricted stock awards at March 31, 2024	36,118	\$ 39.48	
Vested	(27,816)	\$ 39.48	
Forfeited or canceled	(6,734)	\$ 39.48	
Unvested restricted stock awards at March 31, 2025	1,568	\$ 39.48	0.7

The total fair value of restricted stock awards vested during twelve months ended March 31, 2025 and 2023 was \$0.8 million and \$0.6 million, respectively, and is measured as the quoted market price of the Company's common stock on the vesting date for the number of shares vested. No restricted stock awards vested during the twelve months ended March 31, 2024.

Restricted Stock Unit Activity

Time-vesting restricted stock units ("RSUs") -

During the twelve months ended March 31, 2025, the Company granted time-vesting RSUs covering 2,036,456 shares of common stock and having a fair value at the date of grant of \$65.2 million. The RSUs granted in fiscal 2025 will vest over three years. Grant date fair value of these units is equal to the quoted market price for the shares on the date of grant.

During the twelve months ended March 31, 2024, the Company granted time-vesting RSUs covering 1,783,478 shares of common stock and having a fair value at the date of grant of \$48.6 million. Of the RSUs granted in fiscal 2024, 999,987 vest over three years and 783,491 vest over two years. Grant date fair value of these units is equal to the quoted market price for the shares on the date of grant.

During the twelve months ended March 31, 2024, in connection with the acquisition of Habu, the Company replaced the unvested outstanding time-vesting RSUs held by Habu employees immediately prior to the acquisition with LiveRamp RSUs covering 410,853 shares of common stock having an acquisition-date fair value of \$16.2 million (see Note 5). The replacement RSUs have substantially the same terms and conditions as were applicable under the original RSU agreement. The replacement RSUs vest subject to post-combination service requirements, as the awards were granted in conjunction with the closing of the acquisition. As a result, the acquisition-date fair value is considered future compensation cost and will be recognized as stock-based compensation cost over the vesting period of the replacement RSUs. At March 31, 2025, the replacement RSUs had a remaining weighted-average contractual term of 1.8 years.

During the twelve months ended March 31, 2023, the Company granted time-vesting RSUs covering 4,352,078 shares of common stock and having a fair value at the date of grant of \$107.2 million. The RSUs granted in fiscal 2023 primarily vest over three years. Grant date fair value of these units is equal to the quoted market price for the shares on the date of grant.

RSU activity for the twelve months ended March 31, 2025 was:

	Number of shares	Weighted-average fair value per share at grant date	Weighted-average remaining contractual term (in years)
Outstanding at March 31, 2024	4,401,513	\$ 31.10	1.64
Granted	2,036,456	\$ 32.03	
Vested	(2,742,210)	\$ 30.24	
Forfeited or canceled	(710,237)	\$ 32.18	
Outstanding at March 31, 2025	<u>2,985,522</u>	<u>\$ 32.27</u>	1.76

The total fair value of RSUs vested during the twelve months ended March 31, 2025, 2024, and 2023 was \$83.4 million, \$45.3 million, and \$71.5 million, respectively, and is measured as the quoted market price of the Company's common stock on the vesting date for the number of shares vested.

Performance-based restricted stock units ("PSUs") -

Fiscal 2025 plan:

During the twelve months ended March 31, 2025, the Company granted PSUs covering 465,515 shares of common stock having a fair value at the date of grant of \$16.8 million. The grants were made under three separate performance plans.

Under the total shareholder return ("TSR") performance plan, units covering 128,953 shares of common stock were granted having a fair value at the date of grant of \$5.6 million, determined using a Monte Carlo simulation model. The units vest subject to attainment of market conditions established by the talent and compensation committee of the board of directors ("talent and compensation committee") and continuous employment through the vesting date. The units may vest in a number of shares from 0% to 200% of the award, based on the TSR of LiveRamp common stock compared to the TSR of the Russell 2000 market index for the period from April 1, 2024 to March 31, 2027.

Under the operating metrics performance plan, units covering 300,904 shares of common stock were granted having a fair value at the date of grant of \$9.9 million, which was equal to the quoted market price for the shares on the date of grant. The units vest subject to attainment of performance criteria established by the talent and compensation committee and continuous employment through the vesting date. The units may vest in a number of shares from 0% to 200% of the award, at the end of the performance period, based on the average attainment of annual revenue growth and EBITDA margin targets for the twelve months ended March 31, 2025 and the twelve months ending March 31 2026 and 2027, respectively.

Under the international operating metrics performance plan, units covering 35,658 shares of common stock were granted having a fair value at the date of grant of \$1.2 million, which was equal to the quoted market price for the shares on the date of grant. The units vest subject to attainment of performance criteria established by the talent and compensation committee and continuous employment through the vesting date. The units are subject to vesting or forfeiture, 100% or 0%, respectively, based on the attainment of a performance target at the end of the performance period that is based on an international operating income metrics for the fiscal year 2027.

Fiscal 2024 plan:

During the twelve months ended March 31, 2024, the Company granted PSUs covering 666,496 shares of common stock having a fair value at the date of grant of \$21.0 million. The grants were made under two separate performance plans.

Under the total shareholder return ("TSR") performance plan, units covering 199,946 shares of common stock were granted having a fair value at the date of grant of \$8.4 million, determined using a Monte Carlo simulation model. The units vest subject to attainment of market conditions established by the talent and compensation committee and continuous employment through the vesting date. The units may vest in a number of shares from 0% to 200% of the award, based on the TSR of LiveRamp common stock compared to the TSR of the Russell 2000 market index for the period from April 1, 2023 to March 31, 2026.

Under the operating metrics performance plan, units covering 466,550 shares of common stock were granted having a fair value at the date of grant of \$12.6 million, which was equal to the quoted market price for the shares on the date of grant. The units vest subject to attainment of performance criteria established by the talent and compensation committee and continuous employment through the vesting date. The units may vest in a number of shares from 0% to 200% of the award, at the end of the performance period, based on the average attainment of annual revenue growth and EBITDA margin targets for the twelve months ending March 31, 2024, 2025, and 2026.

Fiscal 2023 plan:

During the twelve months ended March 31, 2023, the Company granted PSUs covering 406,501 shares of common stock having a fair value at the date of grant of \$10.0 million. The grants were made under two separate performance plans.

Under the total shareholder return ("TSR") performance plan, units covering 121,951 shares of common stock were granted having a fair value at the date of grant of \$3.7 million, determined using a Monte Carlo simulation model. The units vest subject to attainment of market conditions established by the talent and compensation committee and continuous employment through the vesting date. The units may vest in a number of shares from 0% to 200% of the award, based on the TSR of LiveRamp common stock compared to the TSR of the Russell 2000 market index for the period from April 1, 2022 to March 31, 2025. As of March 31, 2025, 101,931 units, net of forfeitures, remain eligible for award under this plan. The final performance measurement resulted in approximately 66% attainment, or 67,014 shares. The shares are expected to be delivered in the first quarter of fiscal 2026 subject to talent and compensation committee approval. The remaining 34,917 units are expected to be canceled at that time.

Under the operating metrics performance plan, units covering 284,550 shares of common stock were granted having a fair value at the date of grant of \$6.3 million, which was equal to the quoted market price for the shares on the date of grant. The units vest subject to attainment of performance criteria established by the talent and compensation committee and continuous employment through the vesting date. The units may vest in a number of shares from 0% to 200% of the award, at the end of the performance period, based on the average attainment of annual revenue growth and EBITDA margin targets for the twelve months ended March 31, 2023, 2024, and 2025. As of March 31, 2025, 237,837 units, net of forfeitures, remain eligible for award under this plan. The final performance measurement resulted in approximately 84% attainment, or 199,065 shares. The shares are expected to be delivered in the first quarter of fiscal 2026 subject to talent and compensation committee approval. The remaining 38,772 units are expected to be canceled at that time.

PSU activity for the twelve months ended March 31, 2025 was:

	Number of shares	Weighted-average fair value per share at grant date	Weighted-average remaining contractual term (in years)
Outstanding at March 31, 2024	1,095,748	\$ 31.15	1.61
Granted	465,515	\$ 36.00	
Vested	(29,939)	\$ 55.65	
Forfeited or canceled	(135,898)	\$ 40.23	
Outstanding at March 31, 2025	<u>1,395,426</u>	<u>\$ 31.36</u>	1.13

The total fair value of PSUs vested in the twelve months ended March 31, 2025, 2024 and 2023 was \$1.0 million, \$1.5 million and \$3.0 million, respectively, and is measured as the quoted market price of the Company's common stock on the vesting date for the number of shares vested.

Other Stock Compensation Activity

Acquisition-related Consideration Holdback

During the twelve months ended March 31, 2024, in connection with the acquisition of Habu, \$14.6 million of the acquisition consideration otherwise payable with respect to incentive compensation and shares of Habu common stock held by certain key employees was subject to holdback by the Company pursuant to agreements with those employees (each, a "Holdback Agreement"). Each Holdback Agreement specifies that the consideration holdback will vest in three equal annual increments on the anniversary of the January 31, 2024 closing date. Vesting is subject to the Habu key employees' continued employment through each annual vesting date and will be settled in cash, shares of Company common stock, or any combination of cash and Company common stock, at the Company's discretion. Through March 31, 2025, the Company has recognized a total of \$5.7 million as stock-based compensation expense related to the Habu consideration holdback. At March 31, 2025, the recognized, but unpaid, balance related to the Habu consideration holdback in other accrued expenses in the consolidated balance sheet was \$0.8 million. The second annual settlement of \$4.9 million is expected to occur in the fourth quarter of fiscal 2026 (see Note 5).

Qualified Employee Stock Purchase Plan ("ESPP")

Under the Company's ESPP, all eligible employees are permitted to authorize payroll deductions of up to the applicable ESPP and statutory limits to purchase shares of common stock. The ESPP provides for offering periods that are every six months. ESPP purchases generally occur on May 31st and November 30th each year. At each purchase date, employees are able to purchase shares at 85% of the lower of (1) the closing market price per share of common stock on the employee's enrollment into the applicable offering period and (2) the closing market price per share of common stock on the purchase date.

The Company calculates the fair value of the ESPP purchase right using the Black-Scholes option-pricing model. Stock-based compensation expense associated with the ESPP was \$1.7 million, \$2.1 million and \$1.8 million for the twelve months ended March 31, 2025, 2024, and 2023, respectively.

During the twelve months ended March 31, 2025, 187,764 shares of common stock were purchased under the ESPP at a weighted-average price of \$26.25 per share, resulting in cash proceeds of \$4.9 million over the relevant offering periods. During the twelve months ended March 31, 2024, 216,699 shares of common stock were purchased under the ESPP at a weighted-average price of \$19.76 per share, resulting in cash proceeds of \$4.3 million over the relevant offering periods. During the twelve months ended March 31, 2023, 197,255 shares of common stock were purchased under the ESPP at a weighted-average price of \$20.38 per share, resulting in cash proceeds of \$4.0 million over the relevant offering periods.

At March 31, 2025, there was approximately \$0.3 million of total unrecognized stock-based compensation expense related to the ESPP, which is expected to be recognized on a straight-line basis over the remaining term of the current offering period.

Accumulated Other Comprehensive Income

Accumulated other comprehensive income accumulated balances of \$4.3 million and \$4.0 million at March 31, 2025 and March 31, 2024, respectively, reflect accumulated foreign currency translation adjustments.

15. INCOME TAX:

Total income tax expense (benefit) was allocated as follows (dollars in thousands):

	For the twelve months ended March 31,		
	2025	2024	2023
Continuing operations	\$ 25,342	\$ 24,270	\$ 5,252
Discontinued operations	(2,131)	(2,332)	(7,070)
	<u>\$ 23,211</u>	<u>\$ 21,938</u>	<u>\$ (1,818)</u>

Income tax expense (benefit) attributable to continuing operations consists of (dollars in thousands):

	For the twelve months ended March 31,		
	2025	2024	2023
Current:			
U.S. Federal	\$ 20,300	\$ 21,014	\$ 6,325
Non-U.S.	480	662	1086
State	4,869	3,384	(2,274)
	<u>25,649</u>	<u>25,060</u>	<u>5,137</u>
Deferred:			
U.S. Federal	23	(101)	155
Non-U.S.	(300)	(387)	(83)
State	(30)	(302)	43
	<u>(307)</u>	<u>(790)</u>	<u>115</u>
Total	<u>\$ 25,342</u>	<u>\$ 24,270</u>	<u>\$ 5,252</u>

Income (loss) before income tax attributable to U.S. and non-U.S. continuing operations consists of (dollars in thousands):

	For the twelve months ended March 31,		
	2025	2024	2023
U.S.	\$ 18,431	\$ 33,892	\$ (122,994)
Non-U.S.	4,409	469	4,140
Total	<u>\$ 22,840</u>	<u>\$ 34,361</u>	<u>\$ (118,854)</u>

Income (loss) before income taxes, as shown above, is based on the location of the entity to which such income (loss) is attributable. However, since such income (loss) may be subject to taxation in more than one country, the income tax expense (benefit) shown above as U.S. or non-U.S. may not correspond to the income (loss) shown above.

Below is a reconciliation of expected income tax expense (benefit), computed by applying the U.S. federal statutory rate of 21.0% to income (loss) before income taxes, to actual income tax expense from continuing operations (dollars in thousands):

	For the twelve months ended March 31,		
	2025	2024	2023
Computed expected income tax expense (benefit)	\$ 4,797	\$ 7,216	\$ (24,959)
Increase (reduction) in income taxes resulting from:			
State income taxes, net of federal benefit	4,407	2,494	(2,440)
Research and other tax credits	(3,621)	(3,012)	(4,363)
Nondeductible expenses	1,114	2,169	669
Stock-based compensation	4,056	2,013	3,486
Non-U.S. subsidiaries taxed at other rates	(757)	(1,036)	491
Adjustment to valuation allowances	12,460	14,209	33,197
Other, net	2,886	217	(829)
	<u>\$ 25,342</u>	<u>\$ 24,270</u>	<u>\$ 5,252</u>

On March 27, 2020, the U.S. enacted The Coronavirus Aid, Relief, and Economic Security Act ("CARES Act"). The CARES Act included several significant changes and clarifications to existing tax law, including changes to the treatment of net operating losses ("NOLs"). Under the CARES Act, NOLs arising in tax years beginning after December 31, 2017, and before January 1, 2021, may be carried back to each of the five tax years preceding the tax year of the loss. The Company carried back its fiscal 2021 NOL, resulting in a refund of approximately \$29 million, which was received during fiscal 2024.

The tax effects of temporary differences that give rise to significant portions of the deferred tax assets and liabilities at March 31, 2025 and 2024 are presented below (dollars in thousands).

	March 31,	
	2025	2024
Deferred tax assets:		
Accrued expenses	\$ 5,072	\$ 5,849
Lease liabilities	8,453	10,107
Net operating loss carryforwards	35,268	30,408
Stock-based compensation	8,734	7,346
Nonqualified deferred compensation	2,788	2,809
Tax credit carryforwards	10,641	9,764
Capitalized research and development	58,556	45,499
Other	2,236	1,477
Total deferred tax assets	<u>131,748</u>	<u>113,259</u>
Less valuation allowance	(105,040)	(81,284)
Net deferred tax assets	<u>26,708</u>	<u>31,975</u>
Deferred tax liabilities:		
Prepaid expenses	(3,546)	(2,821)
Property and equipment	(1,412)	(1,976)
Right-of-use assets	(4,657)	(6,186)
Intangible assets	(4,019)	(7,118)
Deferred commissions	(11,153)	(12,098)
Other	(181)	(364)
Total deferred tax liabilities	<u>(24,968)</u>	<u>(30,563)</u>
Net deferred tax assets	<u>\$ 1,740</u>	<u>\$ 1,412</u>

At March 31, 2025, the Company has net operating loss carryforwards of approximately \$20.6 million and \$113.6 million for U.S. federal and state income tax purposes, respectively. The federal net operating loss carryforwards can be carried forward indefinitely. Of the state net operating loss carryforwards, \$18.8 million will not expire and the remainder will expire in various amounts and will completely expire if not used by 2043. The Company has foreign net operating loss carryforwards of approximately \$89.1 million. Of this amount, \$77.4 million will not expire. The remainder expires in various amounts and will completely expire if not used by 2031. The Company has U.S. federal credit carryforwards of \$1.0 million, which will expire if not used by 2044. The Company has U.S. state credit carryforwards of \$13.7 million, of which \$12.1 million will not expire and the remainder will expire in various amounts and will completely expire if not used by 2039.

In assessing the realizability of deferred tax assets, management considers whether it is more likely than not that some portion or all of the deferred tax assets will not be realized. Realization of the Company's net deferred tax assets is dependent upon its generation of sufficient taxable income of the proper character in future years in appropriate tax jurisdictions to obtain benefit from the reversal of temporary differences and the use of net operating loss and credit carryforwards.

Based upon the weight of available evidence, including the Company's history of losses from continuing operations, management believes that it is not more likely than not the Company will realize the benefits of its deductible temporary differences and net operating loss and credit carryforwards. Accordingly, the Company has established a full valuation allowance against its net U.S. federal and state deferred tax assets as of March 31, 2025 and 2024, respectively.

Based upon the Company's history of losses in certain non-U.S. jurisdictions, the Company has not recorded a benefit for current foreign losses in these jurisdictions. In addition, management believes it is not more likely than not the Company will realize the benefits of certain foreign net operating loss carryforwards and has established valuation allowances in the amount of \$21.5 million against deferred tax assets in such jurisdictions. No valuation allowance has been established against deferred tax assets in non-U.S. jurisdictions in which historical profits and forecasted continuing profits exist.

The current year increase in the valuation allowance is primarily attributable to the impact of the capitalization of research and development expenditures in accordance with IRC Section 174, as modified by the Tax Cuts and Jobs Act of 2017.

The following table sets forth changes in the total gross unrecognized tax benefits for the twelve months ended March 31, 2025, 2024 and 2023 (dollars in thousands):

	For the twelve months ended March 31,		
	2025	2024	2023
Balance at beginning of period	\$ 22,922	\$ 21,624	\$ 23,817
Increases related to prior year tax positions	460	741	93
Decreases related to prior year tax positions	—	(246)	(522)
Increases related to current year tax positions	3,036	1,179	2,229
Settlements with taxing authorities	—	—	(166)
Lapse of statute of limitations	—	(376)	(3,827)
Balance at end of period	\$ 26,418	\$ 22,922	\$ 21,624

Gross unrecognized tax benefits as of March 31, 2025 was \$26.4 million, of which \$22.1 million would reduce the Company's effective tax rate in future periods if and when realized. The Company reports accrued interest and penalties related to unrecognized tax benefits in income tax expense. The combined amount of accrued interest and penalties related to tax positions on tax returns was approximately \$8.6 million as of March 31, 2025. Accrued interest and penalties increased by \$2.2 million during fiscal 2025.

The Company files a consolidated U.S. federal income tax return and tax returns in various state and local jurisdictions. The Company's subsidiaries also file tax returns in various foreign jurisdictions in which they operate. In the U.S., the statute of limitations for Internal Revenue Service examinations remains open for the Company's federal income tax returns for fiscal years after 2015. The Company's federal income tax return for fiscal year 2019 is currently under Internal Revenue Service examination. The status of other U.S. state and foreign tax examinations varies by jurisdiction.

16. RETIREMENT PLANS:

The Company has a qualified 401(k) retirement savings plan that covers substantially all U.S. employees. The Company also offers a supplemental non-qualified deferred compensation plan ("SNQDC Plan") for certain highly compensated employees. The Company matches 100% of the first 6% of each participating employee's annual aggregate contributions. The Company may also contribute additional amounts to the plans at the discretion of the board of directors.

Company contributions for the above plans amounted to approximately \$13.0 million, \$12.1 million, and \$11.6 million in the twelve months ended March 31, 2025, 2024, and 2023, respectively. Included in both other current assets and other accrued liabilities are the assets and liabilities of the SNQDC Plan in the amount of \$15.9 million and \$14.3 million at March 31, 2025 and 2024, respectively.

17. SEGMENT AND GEOGRAPHIC INFORMATION:

The Company provides a data collaboration platform, essentially acting as a data collaboration hub where businesses can securely share and manage first-party consumer data with trusted partners while prioritizing data privacy and ethics. The Company has one primary business activity, its data collaboration platform, as described in the business description section of Note 1, "Organization and Summary of Significant Accounting Policies." The Company generates revenue from subscription fees from clients accessing our platform and from transactional usage-based fees from arrangements with certain publishers and addressable TV providers, and professional services fees. The platform is used by customers globally in a similar manner across geographies, channels and verticals.

The Company's chief operating decision maker ("CODM"), the Chief Executive Officer ("CEO"), manages the Company's business activities as a single operating and reportable segment at the consolidated level. Under ASC 280 Segment Reporting, operating segments are defined as components of an enterprise for which separate financial information is evaluated regularly by our CODM. Our CODM uses net income (loss), among other measures, for budgeting and resource allocation purposes on a consolidated basis. Consolidated net income (loss) on the consolidated statements of operations is the measure of financial profit and loss most closely aligned with generally accepted accounting principles that is used by the CODM to assess performance against the Company's annual financial plans as well as to allocate resources, such as decisions regarding headcount goals, significant contracts, internal investments and other items. The measure of segment assets is reported on the consolidated balance sheets as total consolidated assets.

LiveRamp's CODM regularly reviews significant segment expenses by the nature of the cost: cost of revenue, research and development, sales and marketing, general and administrative, and gains, losses and other items, net. This is consistent with the Company's presentation on its consolidated statements of operations. Other significant segment expenses within income (loss) from operations include depreciation and amortization expenses and stock compensation expenses that are presented in more detail in the consolidated statements of cash flows and in Note 14, "Stockholders' Equity and Stock-Based Compensation", as well as employee related expenses, excluding stock compensation expenses, of (dollars in thousands) \$360,428, \$342,053, and \$323,066 for each of the three years ended March 31, 2025, March 31, 2024, and March 31, 2023, respectively. Other significant segment expenses within net earnings (loss) from continuing operations include other income (expense) (primarily interest income and expense), and income tax expense (benefit) that is presented in more detail in Note 15, "Income Tax."

Since the Company operates as one operating segment, financial segment information, including significant segment expenses, profit or loss and asset information, can be found in the consolidated financial statements

except for interest expense and interest income. Interest expense and interest income are included in total other income, net on the consolidated statements of operations which is detailed below (dollars in thousands).

	For the twelve months ended March 31,		
	2025	2024	2023
Interest expense	\$ (169)	\$ (436)	\$ (366)
Interest income	17,501	24,046	11,996
Other non-operating gains/(losses)	104	(653)	(4,684)
Total other income, net	\$ 17,436	\$ 22,957	\$ 6,946

Geographic information

The Company attributes revenue to each geographic region based on the location of the Company's operations. The following table shows financial information by geographic area (dollars in thousands):

Revenue	For the twelve months ended March 31,		
	2025	2024	2023
United States	\$ 704,653	\$ 618,526	\$ 556,219
Foreign			
Europe	34,308	34,109	32,210
APAC	5,208	5,896	7,470
Other	1,411	1,130	684
All Foreign	40,927	41,135	40,364
	\$ 745,580	\$ 659,661	\$ 596,583

Long-lived assets excluding financial instruments (dollars in thousands):

	March 31,	
	2025	2024
United States	\$ 596,396	\$ 626,639
Foreign		
Europe	6,122	1,993
APAC	588	656
Other	76	123
All Foreign	6,786	2,772
	\$ 603,182	\$ 629,411

18. FAIR VALUE OF FINANCIAL INSTRUMENTS AND FAIR VALUE MEASUREMENTS:

The Company measures certain financial assets at fair value. Fair value is determined based upon the exit price that would be received to sell an asset or paid to transfer a liability in an orderly transaction between market participants, as determined by either the principal market or the most advantageous market. Inputs used in the valuation techniques to derive fair values are classified based on a three-level hierarchy, as follows:

- Level 1 - Quoted prices in active markets for identical assets or liabilities.
- Level 2 - Observable inputs other than Level 1 prices such as quoted prices for similar assets or liabilities; quoted prices in markets with insufficient volume or infrequent transactions (less active markets); or model-derived valuations in which all significant inputs are observable or can be derived principally from or corroborated by observable market data for substantially the full term of the assets or liabilities.
- Level 3 - Unobservable inputs to the valuation methodology that are significant to the measurement of fair value of assets or liabilities.

The following table details the fair value measurements within the fair value hierarchy of the Company's financial assets and liabilities at March 31, 2025 and March 31, 2024 that are measured at fair value on a recurring basis (dollars in thousands):

	March 31, 2025			
	Cash and Cash Equivalents	Short-Term Investments	Other Current Assets	Total
Cash	\$ 25,402	\$ —	\$ —	\$ 25,402
Level 1:				
Money market funds	387,929	—	—	387,929
Assets of non-qualified retirement plan	—	—	15,913	15,913
Certificates of deposit	—	7,500	—	7,500
Equity securities	—	—	446	446
Total	\$ 413,331	\$ 7,500	\$ 16,359	\$ 437,190

	March 31, 2024			
	Cash and Cash Equivalents	Short-Term Investments	Other Current Assets	Total
Cash	\$ 33,224	\$ —	\$ —	\$ 33,224
Level 1:				
Money market funds	303,643	—	—	303,643
Assets of non-qualified retirement plan	—	—	14,284	14,284
U.S. Treasury securities	—	24,545	—	24,545
Certificates of deposit	—	7,500	—	7,500
Total	\$ 336,867	\$ 32,045	\$ 14,284	\$ 383,196

For certain financial instruments, including accounts receivable and accounts payable, the carrying amounts approximate their fair value due to the relatively short maturity of these balances.

The Company held \$3.2 million and \$2.7 million of strategic investments without readily determinable fair values at March 31, 2025 and March 31, 2024, respectively (see Note 7). Strategic investments consist of non-controlling equity investments in privately held companies. These investments are accounted for under the cost method of accounting and are included in other assets on the consolidated balance sheets. There were no impairment charges during the twelve months ended March 31, 2025 or 2024. During fiscal 2023, the Company became aware of a pending sale and the proposed value of the transaction related to one of our strategic investments. As a result, the Company recorded a \$4.0 million impairment that is recorded in other expense in the consolidated statement of operations.

Certain of the Company's non-financial assets were measured at fair value on a nonrecurring basis during the twelve months ended March 31, 2024. Property and equipment and right-of-use assets were reduced to fair value when they were impaired as a result of the Company's lease-related restructuring plans. For additional information, see Note 4.

During the twelve months ended March 31, 2024, triggering events occurred which required the Company to test the recoverability of goodwill associated with its APAC reporting unit. The triggering event was the restructuring of operations in the APAC region. Accordingly, we tested goodwill for impairment and determined that the fair value of the APAC reporting unit had decreased, resulting in complete impairment of the goodwill amount of \$2.9 million.

DESCRIPTION OF SHARE CAPITAL

The following information describes our common stock and preferred stock, as well as certain provisions of our amended and restated certificate of incorporation (the "Charter") and amended and restated bylaws (the "Bylaws"). This description is only a summary. You should also refer to our Charter and Bylaws, which have been filed with the U. S. Securities and Exchange Commission.

Share Capital

Our Charter authorizes 201,000,000 shares of capital stock, which consist of:

- 200,000,000 shares of common stock with a \$0.10 par value per share; and
- 1,000,000 shares of undesignated preferred stock with a \$1.00 par value per share.

General

Common Stock

The holders of common stock are entitled to one vote per share on all matters submitted to a vote of our stockholders. Subject to preferences that may be applicable to any preferred stock outstanding at the time, the holders of outstanding shares of common stock are entitled to receive ratably any dividends out of assets legally available therefor as the board of directors of our company (the "Board") may from time to time determine. Upon liquidation, dissolution or winding up of our company, holders of our common stock are entitled to share ratably in all assets remaining after the payment of liabilities and the liquidation preference of any then-outstanding shares of preferred stock. Holders of common stock have no preemptive or conversion rights or other subscription rights. There are no redemption or sinking fund provisions applicable to the common stock. All outstanding shares of common stock are fully paid and nonassessable.

The rights, preferences and privileges of the holders of our common stock are subject to, and may be adversely affected by, the rights of the holders of shares of any series of preferred stock that we may designate and issue in the future.

Our common stock is listed on the New York Stock Exchange under the symbol "RAMP."

Preferred Stock

Under the terms of our Charter, the Board has the authority, without further action by the stockholders, to issue up to 1,000,000 shares of preferred stock in one or more series. The Board is able to fix the rights, preferences, privileges and restrictions of the preferred stock, including dividend rights, conversion rights, voting rights, terms of redemption, liquidation preferences, sinking fund terms and the number of shares constituting any series or the designation of this series. We have no present plan to issue any shares of preferred stock.

The issuance of preferred stock would affect, and could adversely affect, the rights of holders of common stock. It is not possible to state the actual effect of the issuance of any shares of preferred stock on the rights of holders of common stock until the Board determines the specific rights attached to that preferred stock. The effects of issuing preferred stock could include one or more of the following:

- restricting dividends on the common stock;
- diluting the voting power of the common stock;
- impairing the liquidation rights of the common stock; or
- delaying or preventing changes in control or changes in the management of our company.

Effect of Certain Provisions of the Delaware Anti-Takeover Statute and our Charter and Bylaws

Some provisions of Delaware law and our Charter and Bylaws contain provisions that could make the following transactions more difficult:

- acquisition of us by means of a tender offer;
- acquisition of us by means of a proxy contest or otherwise; or
- removal of our incumbent officers and directors.

Those provisions, summarized below, are expected to discourage coercive takeover practices and inadequate takeover bids and to promote stability in our management. These provisions are also designed to encourage persons seeking to acquire control of us to first negotiate with the Board.

Delaware Anti-Takeover Statute

We are subject to Section 203 ("Section 203") of the General Corporation Law of the State of Delaware (the "DGCL"), which prohibits a Delaware corporation from engaging in any business combination with any interested stockholder for a period of three years after the date that such stockholder became an interested stockholder, with the following exceptions:

- before such date, the board of directors of the corporation approved either the business combination or the transaction that resulted in the stockholder becoming an interested stockholder;
- upon completion of the transaction that resulted in the stockholder becoming an interested stockholder, the interested stockholder owned at least 85% of the voting stock of the corporation outstanding at the time the transaction began, excluding for purposes of determining the voting stock outstanding (but not excluded for the purposes of determining the outstanding voting stock owned by the interested stockholder) those shares owned (i) by persons who are directors and also officers and (ii) employee stock plans in which employee participants do not have the right to determine confidentially whether shares held subject to the plan will be tendered in a tender or exchange offer; or
- on or after such date, the business combination is approved by the board of directors and authorized at an annual or special meeting of the stockholders, and not by written consent, by the affirmative vote of at least 66-2/3% of the outstanding voting stock that is not owned by the interested stockholder.

In general, Section 203 defines a "business combination" to include the following:

- any merger or consolidation involving the corporation and the interested stockholder;
- any sale, lease, exchange, mortgage, transfer, pledge or other disposition of 10% or more of either the assets or the outstanding stock of the corporation involving the interested stockholder; subject to certain exceptions,
- any transaction that results in the issuance or transfer by the corporation of any stock of the corporation to the interested stockholder, subject to certain exceptions;
- any transaction involving the corporation that has the effect of increasing the proportionate share of the stock of any class or series of the corporation beneficially owned by the interested stockholder; or
- the receipt by the interested stockholder of the benefit of any loans, advances, guarantees, pledges or other financial benefits by or through the corporation.

In general, Section 203 defines an "interested stockholder" as an entity or person who, together with affiliates and associates, beneficially owns, or within three years prior to the determination of interested stockholder status did own, 15% or more of the outstanding voting stock of the corporation.

Fair Price Provision

In addition to the approval requirements of business combinations under Delaware law, which may have the effect of deterring hostile takeovers or delaying changes in control or changes in our management, our Charter includes what is typically referred to as a “fair price provision.” Generally, this provision of our Charter provides that a business combination requires approval by the affirmative vote of at least 80% of the voting power of the then-outstanding shares of our capital stock entitled to vote, unless (a) the business combination is approved by a majority of the disinterested directors or (b) certain specified minimum price criteria and procedural requirements that are intended to assure an adequate and fair price under the circumstances are satisfied. For purposes of our Charter, a “business combination” is defined to include any of the following:

- any merger or consolidation of our company or any majority-owned subsidiary with (a) any interested stockholder or (b) any other person (whether or not itself an interested stockholder) that is, or after such merger or consolidation would be, an affiliate of an interested stockholder;
- any sale, lease, exchange, mortgage, pledge, transfer or other disposition (in one transaction or a series of transactions) to or with any interested stockholder of any assets of our company or of any majority-owned subsidiary which have an aggregate fair market value of \$10 million or more;
- the issuance or transfer by us or by any majority-owned subsidiary (in one transaction or series of transactions) of any of our securities or the securities of any majority-owned subsidiary to an interested stockholder in exchange for cash, securities or other property (or a combination thereof) having an aggregate fair market value of \$10 million or more;
- the adoption of any plan or proposal for the liquidation or dissolution of our company proposed by or on behalf of any interested stockholder or any affiliate of any interested stockholder;
- the adoption of any plan of share exchange between our company or any majority-owned subsidiary with any interested stockholder or any other person which is, or after such share exchange would be, an affiliate of any interested stockholder; or
- any reclassification of securities (including any reverse stock split) or recapitalization of our company or any merger or consolidation of our company with any of our majority-owned subsidiaries or any other transaction (whether or not with or into or otherwise involving an interested stockholder) which has the effect, directly or indirectly, of increasing the proportionate share of the outstanding shares of any class of our or any majority-owned subsidiary's equity securities that is directly or indirectly owned by any interested stockholder or any affiliate of any interested stockholder.

Under our Charter, an “interested stockholder” essentially includes any person who is the beneficial owner of 5% or more of our voting capital stock or is an affiliate of ours and at any time within the two-year period immediately prior to the date in question was the beneficial owner of 5% or more of our voting capital stock. A “disinterested director” essentially refers to a director that is not affiliated with the interested stockholder and was a member of the Board prior to the time that the interested stockholder became an interested stockholder.

Supermajority Stockholder Approval of Extraordinary Transactions

Our Charter also provides that any merger or consolidation of our company with any other person, any sale, lease, exchange, mortgage, pledge, transfer or other disposition by us of our property or assets, and any dissolution or liquidation or revocation thereof that Delaware law requires be approved by the holders of common stock must be approved by the affirmative vote of at least two-thirds of the holders of our common stock.

Amendments to Certificate of Incorporation or Bylaws

Our Charter provides that it may be amended or altered in any manner provided by the DGCL, provided that specified amendments will require the affirmative vote of the holders of at least eighty percent (80%) of the votes entitled to be cast by the holders of common stock entitled to vote thereon. Our Bylaws may

be altered, amended or repealed by the approval of a majority of the votes cast at any meeting at which a quorum is present, provided that specified amendments will require the affirmative vote of the holders of at least eighty percent (80%) of the votes entitled to be cast by the holders of common stock entitled to vote thereon. Additionally, subject to Delaware law, the Charter and the Bylaws, the Board may amend, waive or adopt Bylaw provisions by a majority vote of the entire Board.

Directors—Classified Board, Vacancies, Nomination by Stockholders and Removal for Cause

Our Charter and Bylaws provide for a classified board consisting of three classes of directors with each class elected for a term of three years. The number of directors in each class may be fixed or changed from time to time by the affirmative vote of the majority of directors then in office. If the number of directors is changed, any increase or decrease will be apportioned among the classes as nearly as possible. Any director elected to fill a vacancy resulting from an increase in a class or resulting from the removal, resignation, death or disqualification of any director may be filled by the affirmative vote of the majority of the remaining directors. Any director elected in accordance with the proceeding sentence will hold office for the remainder of the full term of the class of directors in which the new directorship was created or the vacancy occurred and until such director's successor shall have been elected and qualified.

Our Bylaws provide that candidates for directors may be nominated only by the Board or by a stockholder who gives written notice to us in accordance with our Bylaws. For a stockholder to nominate a candidate for election to the Board at an annual meeting of stockholders, a stockholder must give written notice not less than 60 days nor more than 90 days prior to the first anniversary of the last annual meeting of stockholders. For a stockholder to nominate a candidate for election to the Board at a special meeting of stockholders, a stockholder must give written notice no later than the 90th day prior to the special meeting or the 10th day following the date on which public announcement is first made of the date of the special meeting.

No director may be removed from office by an action of stockholders other than for cause. Our Charter defines "cause" to mean final conviction of a felony, unsound mind, adjudication of bankruptcy, nonacceptance of office, or conduct prejudicial to the interest of our company.

Limitation of Liability for Directors and Officers

Our Charter limits the liability of directors and officers to us and our stockholders to the fullest extent permitted by Delaware law. Specifically, our directors and officers will not be personally liable for monetary damages for breach of a director or officer's fiduciary duty in any capacity, except for liability:

- for any breach of the director or officer's duty of loyalty to us or our stockholders;
- for any act or omission not in good faith or which involves intentional misconduct or a knowing violation of law;
- with respect to any director, for unlawful payments of dividends or unlawful stock repurchases or redemptions as provided in Section 174 of the DGCL;
- for any transaction from which the director or officer derived an improper personal benefit; or
- with respect to any officer, in any action by or in the right of us.

Our Charter and Bylaws provide indemnification to our directors, officers and certain other persons with respect to certain matters to the maximum extent allowed by Delaware law as it exists now or may hereafter be amended. These provisions do not alter the liability of directors and officers under federal securities laws and do not affect the right to sue (nor to recover monetary damages) under federal securities laws for violations thereof.

**SEPARATION AGREEMENT
AND GENERAL RELEASE**

This Separation Agreement and General Release (“Agreement”) is entered into on March 27, 2025, between LiveRamp Inc., its successors and current and former subsidiaries, affiliates, officers, directors, employees, representatives, insurers, agents and assigns (“LiveRamp”), and **Kimberly Bloomston** (“Employee”).

1. Employee’s employment with LiveRamp is severed effective April 1, 2025 (“Separation Date”), under the following terms and conditions:
 - a. Employee acknowledges that they are an “at will” employee and does not have any right to severance benefits under LiveRamp’s policies or any other understanding or agreement with LiveRamp that would entitle them to severance benefits other than pursuant to the Executive Officer Severance Policy. In consideration for Employee’s execution of this Agreement, LiveRamp agrees to provide the additional benefits described in Exhibit A attached to and made part of this Agreement. Employee acknowledges that as of March 1, 2025 Employee is no longer serving as an Executive Officer of LiveRamp or as Chief Product Officer.
 - b. In exchange for Employee’s Release in Section 1(c) below, LiveRamp agrees to unconditionally release and discharge Employee from any and all claims, obligations and liabilities LiveRamp has or may have had, whether known or unknown, suspected or unsuspected up to and as of the date of the execution of this Agreement, arising out of or related to Employee’s employment, separation from LiveRamp and any other contact or association with LiveRamp.
 - c. In exchange for the consideration set forth in Exhibit A, Employee agrees to unconditionally release and discharge LiveRamp from any and all claims, obligations and liabilities Employee has or may have had, whether known or unknown, suspected or unsuspected up to and as of the date of the execution of this Agreement, arising out of or related to Employee’s employment, separation from LiveRamp and any other contact or association with LiveRamp. Such claims include, without limitation, those for: personal injuries; compensatory, punitive, and liquidated damages; wages, salaries, commissions, equity compensation, and bonuses; deductions; back pay; front pay; reinstatement; court costs; attorneys’ fees; intentional infliction of emotional distress; tort; express or implied contract; wrongful discharge; protected status; and/or for any other known or unknown causes, claims or demands which Employee has or may have had against LiveRamp. This Agreement specifically releases and discharges LiveRamp from, without limitation, any and all claims Employee has or may have had against LiveRamp under:
 - i. Title VII of the Civil Rights Act of 1964, Section 1981 of the Civil Rights Act of 1866, Section 1981A of the Civil Rights Act of 1991, and Executive Order 11246, which prohibit discrimination based on race, color, national origin, religion, or sex;

- ii. the Age Discrimination in Employment Act and Executive Order 11141, which prohibit age discrimination in employment;
- iii. the Americans with Disabilities Act of 1990 and Sections 503 and 504 of the Rehabilitation Act of 1973, which prohibit discrimination on account of disability;
- iv. the Fair Labor Standards Act of 1938, which regulates wage and hour matters;
- v. the Equal Pay Act of 1963, which prohibits paying men and women unequal pay for equal work;
- vi. the Consolidated Omnibus Budget Reconciliation Act of 1985, which requires employers under certain circumstances to offer continued health coverage after an employee's separation of employment;
- vii. the Employee Retirement Income Security Act which, among other things, protects employee benefits;
- viii. the Older Worker Benefit Protection Act;
- ix. any applicable state civil rights acts;
- x. the Family and Medical Leave Act, which requires employers to provide leaves of absence under certain circumstances;
- xi. the Occupational Safety and Health Act;
- xii. state or federal common law; and/or
- xiii. any local, state, or federal law whatsoever.

Employee acknowledges that this is a knowing and voluntary waiver. Employee waives all seniority rights they may have with LiveRamp, and Employee expressly waives any claim for reinstatement by LiveRamp.

d. This waiver and release does not apply to or waive: 1) Employee's rights to enforce this Agreement; 2) any rights Employee may have under applicable workers' compensation or unemployment compensation statutes, 3) any right to continuation of health care coverage under the Consolidated Omnibus Budget Reconciliation Act, 4) Employee's right to file a charge with the EEOC, however, Employee waives and releases any claims or rights to or for damages, compensation or injunctive relief whatsoever, 5) any rights to indemnification by LiveRamp for actions taken within the course and scope of employment, or 5) any rights Employee may have as a shareholder of LiveRamp.

2. Employee acknowledges that they have the right to consider this Agreement for a period of twenty-one (21) days (“Review Period”). **Employee is advised to consult with an attorney regarding this Agreement and has done so to the extent they have deemed appropriate.** Employee may revoke this Agreement at any time and for any reason for a period of seven (7) days following the execution of the Agreement. The Agreement is not effective or enforceable until expiration of the seven (7) day period. By signing this Agreement, Employee certifies that: (a) they have carefully read and fully understand this Agreement; (b) they have been advised in writing, and is hereby advised, to consult with an attorney before signing this Agreement, and that they have been advised by an attorney; (c) they understand they are not waiving or releasing rights or claims that may arise after the date that they execute this Agreement; (d) they agree to the terms of this Agreement knowingly, voluntarily and without intimidation, coercion or pressure; (e) they agree that they are waiving rights or claims in exchange for consideration in addition to anything of value to which they already are entitled; (f) they acknowledge that this Agreement is written in a manner calculated to be understood by them, and that they fully understands same; (g) and they acknowledge that they have had a full opportunity to have a meaningful input into the settlement and the terms of this Agreement. **Further, if Employee elects to sign this Agreement, Employee must execute the DocuSign version of this Agreement. Employee will receive the DocuSign version via email on the last day of employment. If the executed Agreement is not received by LiveRamp on or before April 21, 2025, the offer of additional benefits described in Exhibit A will expire.**
3. Employee acknowledges that LiveRamp has developed, at its own expense, and will continue to develop and use, valuable technical and non-technical business and trade secrets and other confidential information, including, without limitation, information pertaining to LiveRamp’s products, services, present and future development, processes or techniques, marketing strategies and related data, customer lists, vendor selection and information, sales and profits, costs and suppliers, and personnel (the “Confidential Information”). LiveRamp has protected the disclosure/release of Confidential Information to third persons and intends that such information will continue to be kept confidential. Employee acknowledges that, during their employment with LiveRamp, they had or may have had access to such Confidential Information. Employee shall preserve the confidentiality of, and not to use, confidential information. For a period of two (2) years after the execution of this Agreement, Employee will inform prospective employers of this provision of this Agreement. Employee shall not disclose and shall return or destroy, including any copies, LiveRamp’s Confidential Information: (1) acquired by or made known to Employee during or after LiveRamp employment; or (2) to which Employee has had possession, access, or control, or right of possession, access, or control at any time.
4. Employee acknowledges that they have or will return all LiveRamp property to LiveRamp unless destruction is otherwise permitted pursuant to Section 5 above. The return of LiveRamp property will function as a condition precedent to any obligation to provide the benefits specified in Part B of Exhibit A, and accordingly, LiveRamp is not obligated to provide any benefits to Employee until such time as it has received all LiveRamp property from Employee.

5. Nothing in this Agreement prohibits Employee from making disclosures, statements or communications as provided under AB 331 (effective January 1, 2022 of the California Code of Civil Procedure, Section 1001, as follows: “Nothing in this agreement prevents Employee from discussing or disclosing information about unlawful acts in the workplace, such as harassment or discrimination or any other conduct that Employee has reason to believe is unlawful.”
6. This Agreement is not an admission by LiveRamp of any wrongdoing or any violation of federal, state or local law, regulation or ordinance, and LiveRamp specifically disclaims any wrongdoing or liability to Employee.
7. This Agreement will be construed and enforced under California law, without regard to conflicts of law principles.
8. This Agreement was reached after good faith, arm’s length negotiations. Employee acknowledges that they are not signing this Agreement in reliance on any promises; representations or inducements other than those contained in this Agreement, and is signing this Agreement free of any duress or coercion. Employee further acknowledges that they have not assigned or transferred any right or claim they may have against LiveRamp. This Agreement is deemed to have been drafted jointly by the parties. Any uncertainty or ambiguity will not be construed for or against either party based on attribution of drafting.
9. With the exception of the LiveRamp Employee Agreement executed by Employee on July 2, 2020 and any equity compensation grant agreement executed by Employee and the Executive Officer Severance Policy, this Agreement and its Exhibits including the grant of any benefit hereunder contains the entire understanding of the parties as of the date of execution and shall supersede and replace all other prior agreements and understandings between Employee and LiveRamp.
10. Except as otherwise specifically provided herein, any controversy or claim between Employee and LiveRamp arising out of or related to Employee’s employment with LiveRamp, the termination of that employment, or this Agreement must be resolved exclusively by final and binding arbitration before an arbitrator, in accordance with the then existing rules and procedures of the American Arbitration Association, under its National Rules for the Resolution of Employment Disputes. Judgment upon the award rendered by the arbitrator may be entered by any court having jurisdiction thereof. The cost to Employee of the arbitration must not exceed the amount they would incur if the matter arbitrated were instead resolved in a judicial forum. Notwithstanding the above, in the event of an alleged breach of paragraph(s) 3, 4, and/or 5, either party will have the right to pursue all available rights and remedies with respect to that breach in the appropriate court of law or equity.
11. In the event any portion of this Agreement is deemed to be invalid or unenforceable, that portion will be deemed to be omitted and the remainder of this Agreement will remain in full force and effect.

12. Should Employee bring any action (in any forum) challenging the enforceability of this Agreement, Employee shall immediately repay the total amount paid under Part B of Exhibit A, unless such action directly pertains to the Age Discrimination in Employment Act. In any action to enforce this Agreement, except a claim pertaining directly to the Age Discrimination in Employment Act, the prevailing party's attorneys' fees and costs will be paid by the non-prevailing party.
12. Employee hereby waives the provisions of California Civil Code Section 1542, which states: "A general release does not extend to claims which the creditor does not know or suspect to exist in his favor at the time of executing the release, which if known by him must have materially affected his settlement with the debtor."
14. Employee shall not, at any time, directly or indirectly, make statements that are reasonably likely to be harmful to LiveRamp's business or reputation. LiveRamp shall direct its relevant officers and the members of its board of directors as of the termination of Employee's employment with LiveRamp to refrain from making negative comments about Employee or otherwise disparaging Employee in any manner that is reasonably likely to be harmful to Employee's future employment opportunities or business reputation.
15. This Agreement is binding on the parties and their heirs, successors, administrators, agents, executors, assigns, and representatives.

THIS IS A FULL AND FINAL RELEASE. TAKE THIS RELEASE HOME, READ IT, AND CAREFULLY CONSIDER ALL OF ITS PROVISIONS BEFORE SIGNING IT: IT INCLUDES A RELEASE OF KNOWN AND UNKNOWN CLAIMS.

Employee:

Kimberly Bloomston

Name (Type or Print)

/s/ Kimberly Bloomston

Signature

155114

Employee's LiveRamp ID Number

March 27, 2025

Date

LIVERAMP INC:

Jerry Jones

Name (Type or Print)

/s/ Jerry Jones

Signature

EVP, Legal & Data Ethics

Title

March 27, 2025

Date

Exhibit A
to
Separation Agreement and General Release

By executing this Agreement, Employee acknowledges that they are not entitled to any payment or compensation beyond that set out in Paragraph A and B.

A. If the Employee **does not** execute the General Release, the following will be paid/made available on the Separation Date or as soon as practicable following the Separation Date:

1. All base pay accrued, earned and unpaid through Separation Date;
2. All eligible and approved business expense reimbursements outstanding as of the Separation Date;

B. If the Employee **does** execute the General Release, the following additional benefits will be paid in accordance with the terms of this Agreement or made available as soon as reasonably possible after the passage of the revocation period:

1. Severance benefits equal to one year of base pay, \$430,000.00, less applicable taxes and withholdings.
2. A lump sum amount equivalent to 12 months of COBRA premium cost based on Employee's current elections, less applicable taxes and withholdings, to help offset the cost of COBRA.
3. A lump sum payment equal to 100% of the average bonus of the preceding two (2) years, \$336,319.00, less applicable taxes and withholdings.
4. A lump sum payment equal to 100% of your Cash Bonus for FY25, \$322,500.00, less applicable taxes and withholdings.
5. Any previously granted equity which would be earned or vest on or prior to March 31, 2025 shall vest per the terms of the grant agreement.
6. Prorated PSUs, assuming current projections of approximately 83,580 shares, attainment calculations will be performed as of 3/31/25, shared with you for your input and will be approved at the May 2025 Board meeting.

7. LiveRamp and you will enter into a Consulting arrangement as of 3/31/25 where you agree to make yourself available for consultation to LiveRamp as follows:
1 year Consulting Agreement, 3/31/2025 to 3/31/2026, on a sliding scale of availability:

FY26Q1: 12 hours per week (144)
FY26Q2: 10 hours per week (120)
FY26Q3: 8 hours per week (96)
FY26Q4 4 hours per week: (48)
Total hours of availability408 @\$215 per hour.

During this 1 year period of consulting, you will be permitted to perform part-time consulting for other clients, provided there is no conflict of interest. If you obtain full-time employment, this 1 year consulting arrangement will terminate at that time.

8. Further, during the time period covered by such consulting agreement the 53,625 RSU's that have been previously granted to you, that would otherwise vest during FY26, shall continue to vest, provided however that such vesting shall cease if you have accepted other employment or ceased providing consulting services to us.

SUBSIDIARIES OF LIVERAMP HOLDINGS, INC.

U.S. SUBSIDIARIES

Subsidiary	Organized or Incorporated	Percent of Equity Securities Owned	Doing Business As
LiveRamp, Inc.	Delaware	100 %	LiveRamp, Inc.
Data Plus Math Corporation	Delaware	100 %	Data Plus Math
DataFleets, Ltd.	Delaware	100 %	DataFleets
Diablo.ai, Inc.	Delaware	100 %	Diablo.ai
Habu, Inc.	Delaware	100 %	Habu

INTERNATIONAL SUBSIDIARIES

Subsidiary	Organized or Incorporated	Percent of Equity Securities Owned	Doing Business As
LiveRamp India Private Limited	India	100 %	LiveRamp India Private Limited
LiveRamp Australia Pty Limited	Australia	100 %	LiveRamp Australia Pty Limited
LiveRamp France SAS	France	100 %	LiveRamp France SAS
LiveRamp UK Limited	UK	100 %	LiveRamp UK Limited
LiveRamp Greater China Information Services Ltd.	China	100 %	LiveRamp Greater China Information Services Ltd.
LiveRamp Japan K.K.	Japan	100 %	LiveRamp Japan K.K.
LiveRamp Netherlands B.V.	Netherlands	100 %	LiveRamp Netherlands B.V.
LiveRamp (NZ) Limited	New Zealand	100 %	LiveRamp (NZ) Limited
LiveRamp PTE. Ltd.	Singapore	100 %	LiveRamp PTE. Ltd.
LiveRamp Italy s.r.l.	Italy	100 %	LiveRamp Italy s.r.l.
LiveRamp Software as a Service Brazil Ltda	Brazil	100 %	LiveRamp Software as a Service Brazil Ltda
LiveRamp Spain, S.L.	Spain	100 %	LiveRamp Spain, S.L.

Consent of Independent Registered Public Accounting Firm

We consent to the incorporation by reference in the registration statements (Nos. 333-91395, 333-127743, 333-197463, 333-214926, 333-214927, 333-219839, 333-227540, 333-231823, 333-232963, 333-254302, 333-265186, 333-268274, 333-274086, 333-277604 and 333-281648) on Form S-8 of our report dated May 21, 2025, with respect to the consolidated financial statements of LiveRamp Holdings, Inc. and the effectiveness of internal control over financial reporting.

/s/ KPMG LLP

Dallas, Texas
May 21, 2025

POWER OF ATTORNEY

KNOW ALL MEN BY THESE PRESENTS: That the undersigned, a director or officer, or both, of LiveRamp Holdings, Inc. ("the Company"), acting pursuant to authorization of the Company's Board of Directors, hereby appoints Jerry C. Jones and Arthur G. Kellam, or any one of them, attorneys-in-fact and agents for me and in my name and on my behalf, individually and as a director or officer, or both, of the Company, to sign the Company's Annual Report on Form 10-K for the year ended March 31, 2025, together with any amendments thereto, and to file the same, together with any exhibits and all other documents related thereto, with the Securities and Exchange Commission, granting to said attorneys-in-fact and agents full power and authority to do and perform each and any act necessary to be done in connection therewith, as fully to all intents and purposes as the undersigned might or could do in person, duly ratifying and confirming all that said attorneys-in-fact and agents may lawfully do or cause to be done by virtue of the power herein granted.

Executed as of the 13th day of May, 2025.

	Signed: <u>/s/ John L. Battelle</u> Name: JOHN L. BATTELLE, Director
	Signed: <u>/s/ Timothy R. Cadogan</u> Name: TIMOTHY R. CADOGAN, Director
	Signed: <u>/s/ Vivian Chow</u> Name: VIVIAN CHOW, Director
	Signed: <u>/s/ Scott E. Howe</u> Name: SCOTT E. HOWE, Director and Chief Executive Officer (principal executive officer)
	Signed: <u>/s/ Clark M. Kokich</u> Name: CLARK M. KOKICH, Director (Non-Executive Chairman of the Board)
	Signed: <u>/s/ Brian O'Kelley</u> Name: BRIAN O'KELLEY, Director
	Signed: <u>/s/ Omar Tawakol</u> Name: OMAR TAWAKOL, Director
	Signed: <u>/s/ Debora B. Tomlin</u> Name: DEBORA B. TOMLIN, Director

*By: /s/ Jerry C. Jones
Jerry C. Jones
Attorney-in-Fact

LIVERAMP HOLDINGS, INC. AND SUBSIDIARIES

CERTIFICATION

I, Scott E. Howe, certify that:

1. I have reviewed this annual report on Form 10-K of LiveRamp Holdings, Inc.;
2. Based on my knowledge, this report does not contain any untrue statement of a material fact or omit to state a material fact necessary to make the statements made, in light of the circumstances under which such statements were made, not misleading with respect to the period covered by this report;
3. Based on my knowledge, the financial statements, and other financial information included in this report, fairly present in all material respects the financial condition, results of operations and cash flows of the registrant as of, and for, the periods presented in this report;
4. The registrant's other certifying officer and I are responsible for establishing and maintaining disclosure controls and procedures (as defined in Exchange Act Rules 13a-15(e) and 15d-15(e)) and internal control over financial reporting (as defined in Exchange Act Rules 13a-15(f) and 15d-15(f)) for the registrant and have:
 - a. designed such disclosure controls and procedures, or caused such disclosure controls and procedures to be designed under our supervision, to ensure that material information relating to the registrant, including its consolidated subsidiaries, is made known to us by others within those entities, particularly during the period in which this report is being prepared;
 - b. designed such internal control over financial reporting, or caused such internal control over financial reporting to be designed under our supervision, to provide reasonable assurance regarding the reliability of financial reporting and the preparation of financial statements for external purposes in accordance with generally accepted accounting principles;
 - c. evaluated the effectiveness of the registrant's disclosure controls and procedures and presented in this report our conclusions about the effectiveness of the disclosure controls and procedures, as of the end of the period covered by this report based on such evaluation; and
 - d. disclosed in this report any change in the registrant's internal control over financial reporting that occurred during the registrant's most recent fiscal quarter (the registrant's fourth fiscal quarter in the case of an annual report) that has materially affected, or is reasonably likely to materially affect, the registrant's internal control over financial reporting; and
5. The registrant's other certifying officer and I have disclosed, based on our most recent evaluation of internal control over financial reporting, to the registrant's auditors and the audit committee of the registrant's board of directors (or persons performing the equivalent functions):
 - a. all significant deficiencies and material weaknesses in the design or operation of internal control over financial reporting which are reasonably likely to adversely affect the registrant's ability to record, process, summarize and report financial information; and
 - b. any fraud, whether or not material, that involves management or other employees who have a significant role in the registrant's internal control over financial reporting.

Dated: May 21, 2025

By: /s/ Scott E. Howe
(Signature)
Scott E. Howe
Chief Executive Officer

LIVERAMP HOLDINGS, INC. AND SUBSIDIARIES

CERTIFICATION

I, Lauren Dillard, certify that:

1. I have reviewed this annual report on Form 10-K of LiveRamp Holdings, Inc.;
2. Based on my knowledge, this report does not contain any untrue statement of a material fact or omit to state a material fact necessary to make the statements made, in light of the circumstances under which such statements were made, not misleading with respect to the period covered by this report;
3. Based on my knowledge, the financial statements, and other financial information included in this report, fairly present in all material respects the financial condition, results of operations and cash flows of the registrant as of, and for, the periods presented in this report;
4. The registrant's other certifying officer and I are responsible for establishing and maintaining disclosure controls and procedures (as defined in Exchange Act Rules 13a-15(e) and 15d-15(e)) and internal control over financial reporting (as defined in Exchange Act Rules 13a-15(f) and 15d-15(f)) for the registrant and have:
 - a. designed such disclosure controls and procedures, or caused such disclosure controls and procedures to be designed under our supervision, to ensure that material information relating to the registrant, including its consolidated subsidiaries, is made known to us by others within those entities, particularly during the period in which this report is being prepared;
 - b. designed such internal control over financial reporting, or caused such internal control over financial reporting to be designed under our supervision, to provide reasonable assurance regarding the reliability of financial reporting and the preparation of financial statements for external purposes in accordance with generally accepted accounting principles;
 - c. evaluated the effectiveness of the registrant's disclosure controls and procedures and presented in this report our conclusions about the effectiveness of the disclosure controls and procedures, as of the end of the period covered by this report based on such evaluation; and
 - d. disclosed in this report any change in the registrant's internal control over financial reporting that occurred during the registrant's most recent fiscal quarter (the registrant's fourth fiscal quarter in the case of an annual report) that has materially affected, or is reasonably likely to materially affect, the registrant's internal control over financial reporting; and
5. The registrant's other certifying officer and I have disclosed, based on our most recent evaluation of internal control over financial reporting, to the registrant's auditors and the audit committee of the registrant's board of directors (or persons performing the equivalent functions):
 - a. all significant deficiencies and material weaknesses in the design or operation of internal control over financial reporting which are reasonably likely to adversely affect the registrant's ability to record, process, summarize and report financial information; and
 - b. any fraud, whether or not material, that involves management or other employees who have a significant role in the registrant's internal control over financial reporting.

Dated: May 21, 2025

By: /s/ Lauren Dillard
(Signature)
Lauren Dillard
Executive Vice President and Chief Financial Officer

**CERTIFICATION PURSUANT TO
18 U.S.C. SECTION 1350,
AS ADOPTED PURSUANT TO
SECTION 906 OF THE SARBANES-OXLEY ACT OF 2002**

In connection with the accompanying Annual Report on Form 10-K of LiveRamp Holdings, Inc. (the "Company") for the period ending March 31, 2025 as filed with the Securities and Exchange Commission on the date hereof (the "Report"), I, Scott E. Howe, Chief Executive Officer of the Company, certify, pursuant to 18 U.S.C. § 1350, as adopted pursuant to § 906 of the Sarbanes-Oxley Act of 2002, to my knowledge, that:

1. The Report fully complies with the requirements of section 13(a) or 15(d) of the Securities Exchange Act of 1934, as amended; and
2. The information contained in the Report fairly presents, in all material respects, the financial condition and results of operations of the Company.

/s/ Scott E. Howe

Scott E. Howe
Chief Executive Officer
May 21, 2025

**CERTIFICATION PURSUANT TO
18 U.S.C. SECTION 1350,
AS ADOPTED PURSUANT TO
SECTION 906 OF THE SARBANES-OXLEY ACT OF 2002**

In connection with the accompanying Annual Report on Form 10-K of LiveRamp Holdings, Inc. (the "Company") for the period ending March 31, 2025 as filed with the Securities and Exchange Commission on the date hereof (the "Report"), I, Lauren Dillard, Executive Vice President and Chief Financial Officer of the Company, certify, pursuant to 18 U.S.C. § 1350, as adopted pursuant to § 906 of the Sarbanes-Oxley Act of 2002, to my knowledge, that:

1. The Report fully complies with the requirements of section 13(a) or 15(d) of the Securities Exchange Act of 1934, as amended; and
2. The information contained in the Report fairly presents, in all material respects, the financial condition and results of operations of the Company.

/s/ Lauren Dillard

Lauren Dillard
Executive Vice President and Chief Financial Officer
May 21, 2025